

APPLICATION COVER SHEET
SCHOOL IMPROVEMENT GRANTS

| | |
|---------------------------------------------------------------------------------------------------------------------------------------------------------------------------------------------------------------------------------------------------------------------------------------------------------------------------------------------------------------------------------------------------------------------------------------------------------------------------------------------|------------------------------------------------------------------------------------------------------|
| Legal Name of Applicant: Ohio Department of Education | Applicant's Mailing Address: 25 S. Front Street – 4 th Floor Columbus, OH 43215 |
| State Contact for the School Improvement Grant Name: Kathy Harper, Ph.D. Educational Consultant, Office of Federal Programs Cynthia Lemmerman, Ed.D. Associate Superintendent, School Improvement Contact's Mailing Address: 25 S. Front Street – 4 th Floor Columbus, OH 43215 Telephone: 614.752.1473 Fax: 614.752.1622 Email address: kathy.harper@ode.state.oh.us | |
| Chief State School Officer (Printed Name): Deborah S. Delisle, Superintendent | Telephone: 614.466.7578 |
| Signature of the Chief State School Officer:  X _____ | Date: 2/12/10 |
| The State, through its authorized representative, agrees to comply with all requirements applicable to the School Improvement Grants program, including the assurances contained herein and the conditions that apply to any waivers that the State receives through this application. | |

[Type text]

Ohio

APPLICATION FOR INITIAL FUNDING UNDER SCHOOL IMPROVEMENT

School Improvement Grants
Application

Section 1003(g) of the
Elementary and Secondary Education Act

CFDA Numbers: 84.377A; 84.388A



OMB Number: 1810-0682
Expiration Date: 09/30/2013

Ohio School Improvement Grant Application

Table of Contents

| | |
|---------------------------------------------------------------------------------------------------------------------------------------|-----|
| Part I: SEA Requirements | 4 |
| A. Eligible Schools..... | 4 |
| B. Evaluation Criteria..... | 28 |
| 1. Part 1: SEA description of criteria used to evaluate an LEA’s application..... | 29 |
| 2. Part 2: SEA’s description of how it will assess LEA’s commitment..... | 33 |
| C. Capacity..... | 35 |
| D. Descriptive Information..... | 36 |
| 1. SEA process and timeline..... | 36 |
| 2. Reviewing LEA’s annual goals and renewal determination..... | 38 |
| 3. Monitoring the LEA’s implementation of school intervention model (for Tiers I II) | 39 |
| 4. Prioritizing SIGs if funds are insufficient to serve all eligible buildings..... | 40 |
| 5. Criteria to determine less than \$2,000,000 funding (for Tier I, II implementing a turnaround, restart, transformation model)..... | 40 |
| 6. Prioritizing Tier III schools..... | 41 |
| 7. SEA takeover..... | 41 |
| 8. SEA direct services in absence of takeover..... | 41 |
| E. Assurances..... | 42 |
| F. SEA Reservation..... | 43 |
| G. Consultation with Stakeholders..... | 45 |
| H. Waivers..... | 46 |
| Part II: LEA Requirements | 48 |
| A. Schools to Be Served..... | 48 |
| B. Descriptive Information..... | 49 |
| C. Budget..... | 55 |
| D. Assurances..... | 56 |
| E. Waivers..... | 57 |
| Appendices | |
| A. Appendix A – List of Eligible Tier I, II, III Schools..... | 58 |
| B. Appendix B – Waiver Information and Public Comments..... | 99 |
| C. Appendix C – Consolidated Continuous Improvement Planning application (CCIP)..... | 106 |
| D. Appendix D – CCIP Continuation Application..... | 107 |
| E. Appendix E – Ohio Improvement Process: <i>Overview of the Process; Tools Used Within the Process.</i> | 110 |
| F. Appendix F – Information Management/ Monitoring Tool..... | 119 |
| G. Appendix G – Electronic Competitive Application | 147 |
| H. Appendix H –Competitive Application Evaluation Rubric..... | 154 |
| I. Appendix I – Stakeholder Involvement Meeting Agendas and Minutes..... | 157 |

PART I: SEA REQUIREMENTS

A. ELIGIBLE SCHOOLS

The following criteria were used to define eligibility requirements for the competitive portion of the School Improvement Grant (SIG) program.

To award School Improvement Grants to its LEAs, consistent with section 1003(g)(6) of the ESEA, an SEA must define three tiers of schools to enable the SEA to select those LEAs with the greatest need for such funds. From among the LEAs in greatest need, the SEA must select, those LEAs that demonstrate the strongest commitment to ensuring that the funds are used to provide adequate resources to enable the lowest-achieving schools to meet the accountability requirements in this notice. Accordingly, an SEA must use the following definitions to define key terms:

Greatest need. An LEA with the greatest need for a School Improvement Grant must have one or more schools in at least one of the following tiers:

Specifically, LEAs must meet to be considered “greatest -need” as defined by:

“Persistently lowest-achieving schools” means, as determined by Ohio:

- (a) Any Title I school in improvement, corrective action, or restructuring that —
 - (i) Is among the lowest-achieving five percent of Title I schools in improvement, corrective action, or restructuring or the lowest-achieving five Title I schools in improvement, corrective action, or restructuring in the State, whichever number of schools is greater; or
 - (ii) Is a high school that has had a graduation rate as defined in 34 C.F.R. § 200.19(b) that is less than 60 percent over a number of years;
- and
- (b) Any secondary school that is eligible for, but does not receive, Title I funds that —
 - (i) Is among the lowest-achieving five percent of secondary schools or the lowest-achieving five secondary schools in the State that are eligible for, but do not receive, Title I funds, whichever number of schools is greater; or
 - (ii) Is a high school that has had a graduation rate as defined in 34 C.F.R. § 200.19(b) that is less than 60 percent over a number of years.

A school that falls within the definition of (a) above is a “Tier I” school and a school that falls within the definition of (b) above is a “Tier II” school for purposes of using SIG funds under section 1003(g) of the ESEA.

School Improvement Grants, authorized under section 1003(g) of Title I of the Elementary and Secondary Education Act of 1965 (Title I or ESEA), are grants, through State educational agencies (SEAs), to local educational agencies (LEAs) for use in Title I schools identified for improvement, corrective action, or restructuring that demonstrate the greatest need for the funds and the strongest commitment to use the funds to provide adequate resources in order to raise substantially the

achievement of their students so as to enable the schools to make adequate yearly progress and exit improvement status. Under the final requirements published in the Federal Register in December 2009 school improvement funds are to be focused on Ohio's persistently lowest-achieving Title I schools in improvement, corrective action, or restructuring ("Tier I schools") and, at an LEA's option, persistently-lowest achieving secondary schools that are eligible for, but do not receive, Title I, Part A funds ("Tier II schools"). An LEA may also use school improvement funds in Title I schools in improvement, corrective action, or restructuring that are not identified as persistently lowest-achieving schools ("Tier III schools"). In the Tier I and Tier II schools an LEA chooses to serve, the LEA must implement one of four school intervention models: turnaround model, restart model, school closure, or transformation model.

ODE has identified the persistently lowest-achieving schools as of this application date using a methodology consistent with the definitions in the School Improvement Grant notices.

In the attached list in Appendix A, Ohio has indicated **whether a school has been identified as a Tier I or Tier II school solely because it has had a graduation rate below 60 percent over a number of years.** Ohio has chosen to **NOT exercise the option to identify as a Tier I, Tier II, or Tier III school a school that was made newly eligible to receive SIG funds by the Consolidated Appropriations Act, 2010.**

Ohio's Selection of the Persistently Lowest Achieving Schools for School Improvement Grant 1003(g)

The selection criteria used by the Ohio Department of Education to identify the persistently lowest achieving schools directly follows the US Department of Education's guidance for the School Improvement Grant (SIG) 1003(g) and Race to the Top.

Method used to identify schools eligible for SIG 1003(g) funding

ODE placed school buildings open during the 2009-2010 school year into the following two categories:

1. **Title 1 Schools** [received Title 1 funding in FY 2010 (as of 12/9/2009)] that are in school improvement status.
2. **Title 1 Eligible secondary schools** that did not receive Title 1 funding, regardless of school improvement status.

As authorized by the federal guidance, dropout recovery schools were not included in either group of schools for the purpose of determining the lowest achieving schools (Tier 1 and Tier 2 schools). This type of school pertains mainly to community schools that serve over-age, under-credited students who have dropped out of high school. These dropout recovery schools are eligible for SIG Tier 3 funding.

Measuring Achievement

In determining the lowest achieving schools, the federal guidance requires that states look at two factors – 1) the school's current performance in reading and mathematics, and 2) the school's progress on reading and mathematics over a number of years. States determine the "number of years" – Ohio has selected five years as its timeframe for measuring progress. In addition, states have the discretion

to determine how they will weight these two factors when coming up with a “single” performance score.

The SIG guidance is very explicit that no other indicators of student performance may be considered when identifying the lowest-achieving schools. Further, the SIG guidance states that performance in reading and mathematics must be for the “all students group,” which includes limited English Proficient students and students with disabilities, even students with disabilities who take an alternative assessment.

To obtain a measure of each school’s current performance, ODE combined each school’s 2009 grade level performance in reading and mathematics (grades 3 through 11) into a single weighted-average percent proficient for that building. To measure each school’s progress over time, ODE created a single weighted- average percent proficient for reading and mathematics over a five year period (2005-2009).

Each school’s current performance and its measure of progress over time were weighted equally at 50 percent and combined into a single measure – “combined percent proficiency.” This single number for each school was used to rank all eligible schools in each category (e.g., Title 1 schools in school improvement or Title 1 eligible secondary schools). Using the rank, ODE then identified the lowest achieving schools.

Identifying Ohio’s persistently lowest achieving schools

The SIG guidance requires states to identify the **lowest achieving five percent** in each category of schools – Title 1 schools in school improvement and Title 1 eligible secondary schools. Using ODE’s ranking of the “combined percent proficiency” measure, the lowest five percent of the schools on the list were automatically put into the category of “persistently lowest achieving schools.”

*In addition to the lowest achieving five percent, SIG requires states to include **secondary schools with graduation rates less than 60 percent over a number of years** in their list of “persistently lowest achieving schools.”*

Putting all eligible schools into three tiers for SIG

The federal guidance requires states to put all eligible schools into the following three Tiers:

Tier 1 Schools – lowest achieving five percent of Title 1 schools in school improvement or Title 1 secondary schools with a five year graduation rate less than 60 percent.

Tier 2 Schools – lowest achieving five percent of Title 1 eligible secondary schools or Title 1 eligible secondary schools with a five year graduation rate less than 60 percent.

Tier 3 Schools – All Title 1 schools in school improvement that are not in Tier 1 (the persistently lowest performing schools) are put into Tier 3 for the purpose of using SIG funds.

See Appendix A for a full listing of schools with included criteria.

Listing of Tier I, Tier II, Tier III Eligible Schools (alphabetical by district)

| School Improvement Grant List of Eligible Schools | | | |
|---------------------------------------------------|---------------------------------------|-----------------------------------|----------|
| Building IRN | School Name | District/Sponsor Name | SIG Tier |
| 000059 | Ada Elementary School | Ada Exempted Viillage | 3 |
| 038885 | West Union Elementary School | Adams County/Ohio Valley Local | 3 |
| 012096 | Adena Elementary School | Adena Local | 3 |
| 009268 | Akron Opportunity Center | Akron City | 1 |
| 065490 | Barrett Elementary School | Akron City | 3 |
| 002600 | Bettes Elementary School | Akron City | 3 |
| 000362 | Bridges Learning Center | Akron City | 3 |
| 007864 | Crouse Elementary School | Akron City | 3 |
| 011635 | Findley Elementary School | Akron City | 3 |
| 011932 | Forest Hill Community Learning Center | Akron City | 3 |
| 013821 | Goodyear Middle School | Akron City | 3 |
| 017459 | Innes Middle School | Akron City | 3 |
| 018259 | Jennings Community Learning Center | Akron City | 3 |
| 018804 | Kent Middle School | Akron City | 3 |
| 021097 | Litchfield Middle School | Akron City | 3 |
| 029645 | Perkins Middle School | Akron City | 3 |
| 032110 | Robinson Community Learning Center | Akron City | 3 |
| 033746 | Schumacher Academy Elementary School | Akron City | 3 |
| 033977 | Seiberling Elementary School | Akron City | 3 |
| 016899 | Stewart Elementary School | Akron City | 3 |
| 145391 | Alliance Middle School | Alliance City | 3 |
| 145417 | Rockhill Elementary School | Alliance City | 3 |
| 000539 | Amanda-Clearcreek Elementary School | Amanda-Clearcreek Local | 3 |
| 134262 | Academy Of Business & Tech | Ashe Culture Center, Incorporated | 3 |
| 000574 | Arts Academy, The | Ashe Culture Center, Incorporated | 3 |
| 000946 | Cleveland Lighthouse Community School | Ashe Culture Center, Incorporated | 3 |
| 143461 | Marcus Garvey Academy | Ashe Culture Center, Incorporated | 3 |
| 000949 | Villaview Lighthouse Community School | Ashe Culture Center, Incorporated | 3 |
| 010025 | Edison Elementary School | Ashland City | 3 |
| 004242 | Mckinsey Elementary School | Ashtabula Area City | 3 |
| 033670 | Saybrook Elementary School | Ashtabula Area City | 3 |
| 006031 | Chauncey Elementary School | Athens City | 3 |
| 037028 | The Plains Elementary School | Athens City | 3 |
| 042093 | Woodside Elementary School | Austintown Local | 3 |
| 001545 | Barberton High School | Barberton City | 3 |
| 016170 | Highland Middle School | Barberton City | 3 |
| 020503 | Light Middle School | Barberton City | 3 |
| 064600 | Barnesville Middle School | Barnesville Exempted Village | 3 |

| School Improvement Grant List of Eligible Schools | | | |
|---------------------------------------------------|--------------------------------------------------------|-----------------------------|----------|
| Building IRN | School Name | District/Sponsor Name | SIG Tier |
| 007070 | Columbus Intermediate School | Bedford City | 3 |
| 027649 | Northeastern Elementary School | Bellefontaine City | 3 |
| 061952 | Benjamin Logan Middle School | Benjamin Logan Local | 3 |
| 030973 | R C Waters Elementary School | Benton Carroll Salem Local | 3 |
| 003806 | Brookpark Memorial Elementary School | Berea City | 3 |
| 145292 | Hill Intermediate Elementary School | Bethel-Tate Local | 3 |
| 066456 | Hylen Souders Elementary School | Big Walnut Local | 3 |
| 019190 | The Bridgeport School District - Middle School | Bridgeport Exempted Village | 3 |
| 134148 | Aurora Academy | Buckeye Hope Foundation | 3 |
| 000843 | Bennett Venture Academy | Buckeye Hope Foundation | 3 |
| 000534 | Constellation Schools: Puritas Community Middle School | Buckeye Hope Foundation | 3 |
| 142943 | Focus Learning Academy of Northern Columbus | Buckeye Hope Foundation | 3 |
| 142935 | Focus Learning Academy of Southeastern Columbus | Buckeye Hope Foundation | 3 |
| 142927 | Focus Learning Academy of Southwest Columbus | Buckeye Hope Foundation | 3 |
| 143172 | International Acad Of Columbus | Buckeye Hope Foundation | 3 |
| 008278 | Noble Academy-Cleveland | Buckeye Hope Foundation | 3 |
| 000743 | Pschtecinc Public School | Buckeye Hope Foundation | 3 |
| 000855 | Stambaugh Charter Academy | Buckeye Hope Foundation | 3 |
| 000875 | Westside Academy | Buckeye Hope Foundation | 3 |
| 004184 | Bucyrus High School | Bucyrus City | 3 |
| 148791 | Central Elementary School | Cambridge City | 3 |
| 031237 | Campbell Middle School | Campbell City | 3 |
| 015818 | George Hays - Jennie Porter | Cincinnati City | 1 |
| 032797 | Rothenberg Preparatory Academy | Cincinnati City | 1 |
| 033134 | South Avondale Elementary School | Cincinnati City | 1 |
| 036780 | William H Taft Elementary School | Cincinnati City | 1 |
| 142398 | Virtual High School | Cincinnati City | 2 |
| 147520 | Woodward Career Technical High School | Cincinnati City | 2 |
| 118158 | Canal Winchester Middle School | Canal Winchester Local | 3 |
| 000406 | Allen Elementary School | Canton City | 3 |
| 002097 | Belden Elementary School | Canton City | 3 |
| 036194 | Belle Stone Elementary School | Canton City | 3 |
| 005124 | Cedar Elementary School | Canton City | 3 |
| 065508 | Crenshaw Middle School | Canton City | 3 |
| 011197 | Fairmount Elementary School | Canton City | 3 |
| 015495 | Hartford Middle School | Canton City | 3 |
| 020123 | Lehman Middle School | Canton City | 3 |

| School Improvement Grant List of Eligible Schools | | | |
|---------------------------------------------------|-----------------------------------------------|-----------------------------|----------|
| Building IRN | School Name | District/Sponsor Name | SIG Tier |
| 037267 | Timken High School | Canton City | 3 |
| 042549 | Youtz Elementary School | Canton City | 3 |
| 004937 | Bobby F. Grigsby Intermediate School | Carlisle Local | 3 |
| 081752 | Bell-Herron Middle School | Carrollton Exempted Village | 3 |
| 005009 | Carrollton Elementary School | Carrollton Exempted Village | 3 |
| 040360 | West Elementary School | Celina City | 3 |
| 034736 | Chillicothe Middle School | Chillicothe City | 3 |
| 145581 | Academy for Multilingual Immersion Studies | Cincinnati City | 3 |
| 094623 | Academy Of World Languages Elementary School | Cincinnati City | 3 |
| 003152 | Bond Hill Academy Elementary School | Cincinnati City | 3 |
| 139873 | Carson Elementary School | Cincinnati City | 3 |
| 006015 | Chase Elementary School | Cincinnati City | 3 |
| 006239 | Cheviot Elementary School | Cincinnati City | 3 |
| 024927 | Ethel M. Taylor Academy | Cincinnati City | 3 |
| 008698 | Frederick Douglass Elementary School | Cincinnati City | 3 |
| 015529 | Hartwell Elementary School | Cincinnati City | 3 |
| 021857 | John P Parker Elementary School | Cincinnati City | 3 |
| 024612 | Midway Elementary School | Cincinnati City | 3 |
| 025726 | Mt. Airy Elementary School | Cincinnati City | 3 |
| 029009 | Oyler Elementary School | Cincinnati City | 3 |
| 030288 | Pleasant Hill Elementary School | Cincinnati City | 3 |
| 030312 | Pleasant Ridge Montessori School | Cincinnati City | 3 |
| 030957 | Quebec Heights Elementary School | Cincinnati City | 3 |
| 147280 | Rees E. Price Elementary School | Cincinnati City | 3 |
| 145722 | Riverview East Academy | Cincinnati City | 3 |
| 032086 | Roberts Academy: A Paideia Learning Community | Cincinnati City | 3 |
| 032177 | Rockdale Academy Elementary School | Cincinnati City | 3 |
| 001248 | Audubon | Cleveland Municipal | 1 |
| 005637 | Carl & Louis Stokes Central Academy | Cleveland Municipal | 1 |
| 006940 | Collinwood High School | Cleveland Municipal | 1 |
| 009480 | East High School | Cleveland Municipal | 1 |
| 009555 | East Technical High School | Cleveland Municipal | 1 |
| 021543 | Franklin D. Roosevelt | Cleveland Municipal | 1 |
| 013680 | Glenville High School | Cleveland Municipal | 1 |
| 018382 | John F Kennedy High School | Cleveland Municipal | 1 |
| 062315 | Lincoln-West High School | Cleveland Municipal | 1 |
| 062760 | Luis Munoz Marin School | Cleveland Municipal | 1 |
| 093153 | Martin Luther King Jr Career Campus | Cleveland Municipal | 1 |
| 023069 | Mary B Martin School | Cleveland Municipal | 1 |

| School Improvement Grant List of Eligible Schools | | | |
|---------------------------------------------------|----------------------------------------|-------------------------------------------|----------|
| Building IRN | School Name | District/Sponsor Name | SIG Tier |
| 026450 | Option Complex | Cleveland Municipal | 1 |
| 029371 | Patrick Henry School | Cleveland Municipal | 1 |
| 035071 | South High School | Cleveland Municipal | 1 |
| 042002 | Woodland Hills School | Cleveland Municipal | 1 |
| 148320 | Roll Hill School | Cincinnati City | 3 |
| 032680 | Roselawn Condon Elementary School | Cincinnati City | 3 |
| 034629 | Silverton Paideia Elementary School | Cincinnati City | 3 |
| 040865 | Westwood Elementary School | Cincinnati City | 3 |
| 041855 | Winton Hills Academy Elementary School | Cincinnati City | 3 |
| 041863 | Winton Montessori Elementary School | Cincinnati City | 3 |
| 070326 | Woodford Paideia Elementary School | Cincinnati City | 3 |
| 133389 | Lighthouse Community Sch Inc | Cincinnati City School District | 3 |
| 032706 | Rosemount Elementary School | Clay Local | 3 |
| 006528 | Claymont High School | Claymont City | 3 |
| 006510 | Claymont Junior High School | Claymont City | 3 |
| 008896 | Durling Middle School | Clearview Local | 3 |
| 002212 | Bellefaire (Low Incidence Facility) | Cleveland Heights-University Heights City | 2 |
| 003251 | Boulevard Elementary School | Cleveland Heights-University Heights City | 3 |
| 010967 | Fairfax Elementary School | Cleveland Heights-University Heights City | 3 |
| 012088 | Frank L Wiley Middle School | Cleveland Heights-University Heights City | 3 |
| 025411 | Monticello Middle School | Cleveland Heights-University Heights City | 3 |
| 032847 | Roxboro Middle School | Cleveland Heights-University Heights City | 3 |
| 000224 | Adlai Stevenson School | Cleveland Municipal | 3 |
| 000026 | Albert B Hart | Cleveland Municipal | 3 |
| 000299 | Alexander Graham Bell | Cleveland Municipal | 3 |
| 000489 | Almira | Cleveland Municipal | 3 |
| 000729 | Andrew J Rickoff | Cleveland Municipal | 3 |
| 000828 | Anton Grdina | Cleveland Municipal | 3 |
| 001040 | Artemus Ward @ Halle | Cleveland Municipal | 3 |
| 002378 | Benjamin Franklin | Cleveland Municipal | 3 |
| 003137 | Bolton | Cleveland Municipal | 3 |
| 003772 | Brooklawn | Cleveland Municipal | 3 |
| 067918 | Buckeye-Woodland School | Cleveland Municipal | 3 |
| 004234 | Buhrer | Cleveland Municipal | 3 |
| 004820 | Captain Arthur Roth | Cleveland Municipal | 3 |
| 004895 | Carl F Shuler | Cleveland Municipal | 3 |
| 005066 | Case | Cleveland Municipal | 3 |
| 005892 | Charles A Mooney School | Cleveland Municipal | 3 |
| 005900 | Charles Dickens School | Cleveland Municipal | 3 |
| 005942 | Charles W Eliot School | Cleveland Municipal | 3 |
| 006353 | Clara E Westropp School | Cleveland Municipal | 3 |
| 006429 | Clark School | Cleveland Municipal | 3 |

| School Improvement Grant List of Eligible Schools | | | |
|---------------------------------------------------|---------------------------------------------|-----------------------|----------|
| Building IRN | School Name | District/Sponsor Name | SIG Tier |
| 008060 | Daniel E Morgan School | Cleveland Municipal | 3 |
| 008383 | Denison | Cleveland Municipal | 3 |
| 008987 | East Clark | Cleveland Municipal | 3 |
| 010561 | Emile B Desauze Elementary School | Cleveland Municipal | 3 |
| 010587 | Empire School | Cleveland Municipal | 3 |
| 011940 | Forest Hill Parkway Elementary School | Cleveland Municipal | 3 |
| 012682 | Fullerton School | Cleveland Municipal | 3 |
| 025874 | Genesis Academy | Cleveland Municipal | 3 |
| 013292 | George Washington Carver | Cleveland Municipal | 3 |
| 062737 | Giddings | Cleveland Municipal | 3 |
| 013979 | Gracemount | Cleveland Municipal | 3 |
| 013847 | H Barbara Booker Elementary School | Cleveland Municipal | 3 |
| 015073 | Hannah Gibbons-Nottingham Elementary School | Cleveland Municipal | 3 |
| 015578 | Harvey Rice Elementary School | Cleveland Municipal | 3 |
| 015925 | Henry W Longfellow Elementary School | Cleveland Municipal | 3 |
| 017467 | Iowa-Maple Elementary School | Cleveland Municipal | 3 |
| 017830 | James Ford Rhodes High School | Cleveland Municipal | 3 |
| 017863 | Jane Addams Business Careers High School | Cleveland Municipal | 3 |
| 018325 | John Adams High School | Cleveland Municipal | 3 |
| 018358 | John D Rockefeller Elementary School | Cleveland Municipal | 3 |
| 018416 | John Marshall High School | Cleveland Municipal | 3 |
| 018432 | John W Raper School | Cleveland Municipal | 3 |
| 018556 | Joseph F Landis School | Cleveland Municipal | 3 |
| 062778 | Joseph M Gallagher School | Cleveland Municipal | 3 |
| 021527 | Louis Agassiz School | Cleveland Municipal | 3 |
| 065565 | Marion C Seltzer Elementary School | Cleveland Municipal | 3 |
| 065573 | Marion-Sterling Elementary School | Cleveland Municipal | 3 |
| 023085 | Mary M Bethune | Cleveland Municipal | 3 |
| 023259 | Max S Hayes High School | Cleveland Municipal | 3 |
| 023689 | McKinley School | Cleveland Municipal | 3 |
| 008680 | Memorial School | Cleveland Municipal | 3 |
| 024703 | Michael R. White | Cleveland Municipal | 3 |
| 024695 | Miles Park School | Cleveland Municipal | 3 |
| 024687 | Miles School | Cleveland Municipal | 3 |
| 025650 | Mound Elementary School | Cleveland Municipal | 3 |
| 026443 | Nathan Hale School | Cleveland Municipal | 3 |
| 028589 | Oliver H Perry Elementary School | Cleveland Municipal | 3 |
| 028720 | Orchard School | Cleveland Municipal | 3 |
| 029413 | Paul L Dunbar Elementary School | Cleveland Municipal | 3 |
| 029421 | Paul Revere Elementary School | Cleveland Municipal | 3 |

| School Improvement Grant List of Eligible Schools | | | |
|---------------------------------------------------|------------------------------------------------------|-----------------------|----------|
| Building IRN | School Name | District/Sponsor Name | SIG Tier |
| 005827 | Champion Middle School | Columbus City | 1 |
| 021030 | Linden-Mckinley High School | Columbus City | 1 |
| 035253 | Southmoor Middle School | Columbus City | 1 |
| 040188 | Weinland Park Elementary School | Columbus City | 1 |
| 138099 | Welcome Center High | Columbus City | 1 |
| 040527 | West High School | Columbus City | 1 |
| 000513 | Alum Crest High School | Columbus City | 2 |
| 031963 | Riverside School | Cleveland Municipal | 3 |
| 032052 | Robert Fulton School | Cleveland Municipal | 3 |
| 032060 | Robert H Jamison School | Cleveland Municipal | 3 |
| 032128 | Robinson G Jones Elementary School | Cleveland Municipal | 3 |
| 033902 | Scranton School | Cleveland Municipal | 3 |
| 147389 | SuccessTech Academy School | Cleveland Municipal | 3 |
| 036475 | Sunbeam | Cleveland Municipal | 3 |
| 037457 | Tremont Montessori School | Cleveland Municipal | 3 |
| 037747 | Union Elementary School | Cleveland Municipal | 3 |
| 038927 | Wade Park | Cleveland Municipal | 3 |
| 039149 | Walton School | Cleveland Municipal | 3 |
| 039206 | Warner Girls Leadership Academy | Cleveland Municipal | 3 |
| 039875 | Watterson-Lake School | Cleveland Municipal | 3 |
| 039891 | Waverly Elementary School | Cleveland Municipal | 3 |
| 041236 | Wilbur Wright School | Cleveland Municipal | 3 |
| 041517 | Willow School | Cleveland Municipal | 3 |
| 034041 | Seville Elementary School | Cloverleaf Local | 3 |
| 001008 | Arlington Park Elementary School | Columbus City | 3 |
| 010876 | Arts Impact Middle School (Aims) | Columbus City | 3 |
| 001396 | Avondale Elementary School | Columbus City | 3 |
| 068528 | Beechcroft High School | Columbus City | 3 |
| 002071 | Beery Middle School | Columbus City | 3 |
| 067728 | Briggs High School | Columbus City | 3 |
| 003665 | Broadleigh Elementary School | Columbus City | 3 |
| 003764 | Brookhaven High School | Columbus City | 3 |
| 004135 | Buckeye Middle School | Columbus City | 3 |
| 004341 | Burroughs@Clarfield Elementary School | Columbus City | 3 |
| 024653 | Cassady Alternative Elementary School | Columbus City | 3 |
| 006726 | Clinton Middle School | Columbus City | 3 |
| 025163 | Columbus Africentric Early College Elementary School | Columbus City | 3 |
| 008037 | Dana Avenue Elementary School | Columbus City | 3 |
| 008417 | Deshler Elementary School | Columbus City | 3 |
| 008581 | Dominion Middle School | Columbus City | 3 |
| 008664 | Douglas Alternative Elementary School | Columbus City | 3 |

| School Improvement Grant List of Eligible Schools | | | |
|---------------------------------------------------|----------------------------------------------------------|-----------------------|----------|
| Building IRN | School Name | District/Sponsor Name | SIG Tier |
| 009233 | Eakin Elementary School | Columbus City | 3 |
| 009001 | East Columbus Elementary School | Columbus City | 3 |
| 009514 | East High School | Columbus City | 3 |
| 009076 | East Linden Elementary School | Columbus City | 3 |
| 000435 | Eastgate Elementary School | Columbus City | 3 |
| 009613 | Easthaven Elementary School | Columbus City | 3 |
| 009662 | Eastmoor Middle School | Columbus City | 3 |
| 010900 | Fair Alternative Elementary School | Columbus City | 3 |
| 011189 | Fairmoor Elementary School | Columbus City | 3 |
| 011312 | Fairwood Alternative Elementary School | Columbus City | 3 |
| 011957 | Forest Park Elementary School | Columbus City | 3 |
| 012351 | Franklin Alternative Middle School | Columbus City | 3 |
| 013334 | Georgian Heights Alternative Elementary School | Columbus City | 3 |
| 014902 | Hamilton Elementary School | Columbus City | 3 |
| 015982 | Heyl Avenue Elementary School | Columbus City | 3 |
| 016113 | Highland Elementary School | Columbus City | 3 |
| 016386 | Hilltonia Middle School | Columbus City | 3 |
| 017228 | Huy Elementary School @ Gladstone | Columbus City | 3 |
| 017442 | Indianola Math, Science and Technology Middle School | Columbus City | 3 |
| 067744 | Innis Elementary School | Columbus City | 3 |
| 018465 | Johnson Park Middle School | Columbus City | 3 |
| 020024 | Leawood Elementary School | Columbus City | 3 |
| 067751 | Liberty Elementary School | Columbus City | 3 |
| 020974 | Lincoln Park Elementary School | Columbus City | 3 |
| 021014 | Lindbergh Elementary School | Columbus City | 3 |
| 021022 | Linden Elementary School | Columbus City | 3 |
| 000436 | Literature Based Alternative @ Hubbard Elementary School | Columbus City | 3 |
| 021147 | Livingston Elementary School | Columbus City | 3 |
| 023275 | Maybury Elementary School | Columbus City | 3 |
| 024067 | Medina Middle School | Columbus City | 3 |
| 070078 | Mifflin Alternative Middle School | Columbus City | 3 |
| 024661 | Mifflin High School | Columbus City | 3 |
| 025346 | Monroe Alternative Middle School | Columbus City | 3 |
| 026245 | North Linden Elementary School | Columbus City | 3 |
| 027680 | Northland High School | Columbus City | 3 |
| 028316 | Oakmont Elementary School | Columbus City | 3 |
| 028423 | Ohio Avenue Elementary School | Columbus City | 3 |
| 033464 | Salem Elementary School | Columbus City | 3 |
| 033894 | Scottwood Elementary School | Columbus City | 3 |

| School Improvement Grant List of Eligible Schools | | | |
|---------------------------------------------------|---------------------------------------|-------------------------------|----------|
| Building IRN | School Name | District/Sponsor Name | SIG Tier |
| 034439 | Sherwood Middle School | Columbus City | 3 |
| 034587 | Siebert Elementary School | Columbus City | 3 |
| 033258 | South Mifflin Elementary School | Columbus City | 3 |
| 035279 | Southwood Elementary School @ Reeb | Columbus City | 3 |
| 035824 | Starling Middle School | Columbus City | 3 |
| 036392 | Sullivant Elementary School | Columbus City | 3 |
| 002303 | Belmont High School | Dayton City | 2 |
| 008821 | Dunbar High School | Dayton City | 2 |
| 023986 | Meadowdale High School | Dayton City | 2 |
| 037499 | Trevitt Elementary School | Columbus City | 3 |
| 038091 | Valley Forge Elementary School | Columbus City | 3 |
| 039107 | Walnut Ridge High School | Columbus City | 3 |
| 006387 | Watkins Elementary School | Columbus City | 3 |
| 040162 | Wedgewood Middle School | Columbus City | 3 |
| 038562 | West Broad Elementary School | Columbus City | 3 |
| 040782 | Westmoor Middle School | Columbus City | 3 |
| 040964 | Whetstone High School | Columbus City | 3 |
| 041749 | Windsor Elementary School | Columbus City | 3 |
| 042184 | Woodward Park Middle School | Columbus City | 3 |
| 042499 | Yorktown Middle School | Columbus City | 3 |
| 000912 | Academic Acceleration Academy | Columbus City School District | 3 |
| 000388 | Gateway Elementary School | Conneaut Area City | 3 |
| 035154 | Crestline Southeast Elementary School | Crestline Exempted Village | 3 |
| 000383 | Crestwood Intermediate School | Crestwood Local | 3 |
| 007930 | Cuyahoga Falls High School | Cuyahoga Falls City | 3 |
| 013839 | Gordon Dewitt Elementary School | Cuyahoga Falls City | 3 |
| 008078 | Danville Elementary School | Danville Local | 3 |
| 002196 | Belle Haven PreK-8 School | Dayton City | 3 |
| 006643 | Cleveland PreK-8 School | Dayton City | 3 |
| 038257 | E. J. Brown PreK-8 School | Dayton City | 3 |
| 009647 | Eastmont Park PreK-8 School | Dayton City | 3 |
| 010033 | Edison PreK-7 School @ Fairview | Dayton City | 3 |
| 011262 | Fairview Elementary School | Dayton City | 3 |
| 012112 | Franklin Montessori PreK-7 School | Dayton City | 3 |
| 016840 | Horace Mann PreK-7 School | Dayton City | 3 |
| 018671 | Kemp PreK-8 School | Dayton City | 3 |
| 040121 | Kiser PreK-8 School | Dayton City | 3 |
| 004952 | Louise Troy PreK-8 School | Dayton City | 3 |
| 023978 | Meadowdale PreK-8 School | Dayton City | 3 |
| 028795 | Orville Wright Elementary School | Dayton City | 3 |
| 029389 | Patterson/Kennedy PreK-8 School | Dayton City | 3 |
| 007369 | Rosa Parks PreK-8 School | Dayton City | 3 |

| School Improvement Grant List of Eligible Schools | | | |
|---------------------------------------------------|-------------------------------------------------------------|------------------------------------------------|----------|
| Building IRN | School Name | District/Sponsor Name | SIG Tier |
| 018119 | Westwood PreK-8 School | Dayton City | 3 |
| 041921 | Wogaman PreK-8 School | Dayton City | 3 |
| 008283 | Dayton Technology Design High School | Dayton Public School District | 3 |
| 042143 | Laura Woodward Elementary School | Delaware City | 3 |
| 012120 | Franklin Elementary School | Delphos City | 3 |
| 099598 | Daniel Wright Elementary School | Dublin City | 3 |
| 005793 | Chambers Elementary School | East Cleveland City School District | 3 |
| 038679 | Heritage Middle School | East Cleveland City School District | 3 |
| 032912 | Mayfair Elementary School | East Cleveland City School District | 3 |
| 036533 | Superior Elementary School | East Cleveland City School District | 3 |
| 022095 | Buckeye Trail Elementary | East Guernsey Local | 3 |
| 028522 | Buckeye Trail Middle School | East Guernsey Local | 3 |
| 040733 | East Liverpool Middle School | East Liverpool City | 3 |
| 019380 | Lacroft Elementary School | East Liverpool City | 3 |
| 027433 | North Elementary School | East Liverpool City | 3 |
| 040717 | Westgate Elementary School | East Liverpool City | 3 |
| 004838 | East Palestine Elementary School | East Palestine City | 3 |
| 135046 | Eastern Elementary School | Eastern Local | 3 |
| 003954 | William Bruce Elementary School | Eaton Community City | 3 |
| 000427 | Arise Academy | Educational Resource Consultants of Ohio, Inc. | 3 |
| 000343 | Chase Academy for Communication Arts | Educational Resource Consultants of Ohio, Inc. | 3 |
| 134247 | City Day Community School | Educational Resource Consultants of Ohio, Inc. | 3 |
| 000527 | Cleveland Academy for Scholarship Technology and Leadership | Educational Resource Consultants of Ohio, Inc. | 3 |
| 143180 | Legacy Acad For Leaders & Arts | Educational Resource Consultants of Ohio, Inc. | 3 |
| 132944 | Miami Valley Academies | Educational Resource Consultants of Ohio, Inc. | 3 |
| 133561 | Millennium Community | Educational Resource Consultants of Ohio, Inc. | 3 |
| 000677 | New Day Academy Boarding & Day School | Educational Resource Consultants of Ohio, Inc. | 3 |
| 000938 | Premier Academy of Ohio | Educational Resource Consultants of Ohio, Inc. | 3 |
| 000909 | V L T Academy | Educational Resource Consultants of Ohio, Inc. | 3 |
| 133405 | W.E.B. Dubois | Educational Resource Consultants of Ohio, Inc. | 3 |
| 036350 | Elida Elementary | Elida Local | 3 |

| School Improvement Grant List of Eligible Schools | | | |
|---------------------------------------------------|-------------------------------------------|--------------------------------|----------|
| Building IRN | School Name | District/Sponsor Name | SIG Tier |
| 007716 | Crestwood Elementary School | Elyria City Schools | 3 |
| 012369 | Franklin Elementary School | Elyria City Schools | 3 |
| 028340 | Oakwood Elementary School | Elyria City Schools | 3 |
| 030783 | Prospect Elementary School | Elyria City Schools | 3 |
| 008281 | South Scioto Academy | ESC of Central Ohio | 3 |
| 000475 | Indian Hills Elementary School | Euclid City | 3 |
| 020719 | Lincoln Elementary School | Euclid City | 3 |
| 000474 | Memorial Park Elementary School | Euclid City | 3 |
| 032326 | Roosevelt Elementary School | Euclid City | 3 |
| 037978 | Upson Elementary School | Euclid City | 3 |
| 029041 | Fairborn Intermediate School | Fairborn City | 3 |
| 011817 | Fairborn Primary School | Fairborn City | 3 |
| 005462 | Fairfield Central Elementary School | Fairfield City | 3 |
| 011494 | Felicity-Franklin Local Elementary School | Felicity-Franklin Local | 3 |
| 125351 | Felicity-Franklin Middle School | Felicity-Franklin Local | 3 |
| 042804 | Bigelow Hill Elementary School | Findlay City | 3 |
| 020701 | Lincoln Elementary School | Findlay City | 3 |
| 039313 | Washington Elementary School | Findlay City | 3 |
| 011668 | Finneytown Secondary Campus | Finneytown Local | 3 |
| 002659 | Beverly-Center Elementary School | Fort Frye Local | 3 |
| 012591 | Fort Frye High School | Fort Frye Local | 3 |
| 011544 | Field Elementary School | Fostoria City | 3 |
| 031757 | Riley Elementary School | Fostoria City | 3 |
| 008847 | Philo Junior High School | Franklin Local | 3 |
| 148932 | Franklin Local Community School | Franklin Local School District | 3 |
| 013938 | Goshen Lane Elementary School | Gahanna-Jefferson City | 3 |
| 012781 | Galion Middle School | Galion City | 3 |
| 031369 | Intermediate Elementary School | Galion City | 3 |
| 008296 | Progressive Academy | Lima City | 2 |
| 010413 | Elmwood Elementary School | Garfield Heights City | 3 |
| 013144 | Garfield Heights Middle School | Garfield Heights City | 3 |
| 022574 | Maple Leaf Intermediate Elementary School | Garfield Heights City | 3 |
| 041335 | William Foster Elementary School | Garfield Heights City | 3 |
| 035329 | Spencer Elementary School | Geneva Area City | 3 |
| 014035 | Graham Elementary School | Graham Local | 3 |
| 014456 | Greene Middle School | Green Local | 3 |
| 014639 | Greenville Junior High School | Greenville City | 3 |
| 009507 | Greenville Middle School | Greenville City | 3 |
| 001073 | Asbury Elementary School | Groveport Madison Local | 3 |
| 061549 | Glendening Elementary School | Groveport Madison Local | 3 |
| 061556 | Sedalia Elementary | Groveport Madison Local | 3 |

| School Improvement Grant List of Eligible Schools | | | |
|---------------------------------------------------|--------------------------------------------------------------|--------------------------------|----------|
| Building IRN | School Name | District/Sponsor Name | SIG Tier |
| 000467 | Hamilton Education Center (Alternative Education Program) | Hamilton City | 2 |
| 015149 | Hardin Elementary School | Hardin-Houston Local | 3 |
| 016766 | Harrison Hopedale Elementary School | Harrison Hills City | 3 |
| 140806 | Alton Darby Elementary School | Hilliard City | 3 |
| 001859 | Beacon Elementary School | Hilliard City | 3 |
| 122747 | Hilliard Horizon Elementary School | Hilliard City | 3 |
| 040147 | Hillsboro Primary School | Hillsboro City | 3 |
| 023523 | McDowell Elementary School | Hudson City | 3 |
| 017137 | Huntington Elementary School | Huntington Local | 3 |
| 137265 | Huntington Middle School | Huntington Local | 3 |
| 041830 | Wintersville Elementary School | Indian Creek Local | 3 |
| 002824 | Blairwood Elementary School | Jefferson Township Local | 3 |
| 018150 | Jefferson High School | Jefferson Township Local | 3 |
| 005504 | Davey Elementary School | Kent City | 3 |
| 010710 | Espy Elementary School | Kenton City | 3 |
| 015131 | Hardin Central Elementary School | Kenton City | 3 |
| 018747 | J F Kennedy Elementary School | Kettering City | 3 |
| 135566 | Alternative High School | Mansfield City | 2 |
| 133264 | Dohn Community | Kids Count of Dayton, Inc | 3 |
| 019521 | Lake Elementary School | Lake Local | 3 |
| 014142 | Grant Elementary School | Lakewood City | 3 |
| 066472 | Jackson Intermediate | Lakewood Local | 3 |
| 142984 | Lancaster Digital Academy | Lancaster City School District | 3 |
| 000426 | Lancaster Fairfield Community School | Lancaster City School District | 3 |
| 025452 | Ledgemont Elementary School | Ledgemont Local | 3 |
| 000470 | Independence Elementary School | Lima City | 3 |
| 000472 | Liberty Elementary School | Lima City | 3 |
| 005660 | Lima North Middle School | Lima City | 3 |
| 035097 | Lima South Middle School | Lima City | 3 |
| 040576 | Lima West Middle School | Lima City | 3 |
| 008136 | David Anderson Jr/Sr High School | Lisbon Exempted Village | 3 |
| 023820 | McKinley Elementary School | Lisbon Exempted Village | 3 |
| 021170 | Lockland Elementary School | Lockland Local | 3 |
| 089599 | London Elementary School | London City | 3 |
| 151027 | London Academy | London City School District | 3 |
| 000676 | Frank Jacinto Elementary | Lorain City | 3 |
| 012963 | Garfield Elementary School | Lorain City | 3 |
| 000840 | General Johnnie Wilson Middle School | Lorain City | 3 |
| 009222 | Helen Steiner Rice ES | Lorain City | 3 |
| 017509 | Irving Elementary School | Lorain City | 3 |
| 019851 | Larkmoor Elementary School | Lorain City | 3 |

| School Improvement Grant List of Eligible Schools | | | |
|---------------------------------------------------|-----------------------------------------------------------|-----------------------------------------|----------|
| Building IRN | School Name | District/Sponsor Name | SIG Tier |
| 000841 | Longfellow Middle School | Lorain City | 3 |
| 021659 | Lowell Elementary School | Lorain City | 3 |
| 000348 | Palm Elementary School | Lorain City | 3 |
| 009221 | Toni Wofford Morrison ES | Lorain City | 3 |
| 039347 | Washington Elementary School | Lorain City | 3 |
| 041087 | Whittier Middle School | Lorain City | 3 |
| 118828 | Loveland Elementary School | Loveland City | 3 |
| 000139 | Alliance Academy of Cincinnati | Lucas County Educational Service Center | 3 |
| 000560 | Apex Academy | Lucas County Educational Service Center | 3 |
| 000417 | Buckeye On-Line School for Success | Lucas County Educational Service Center | 3 |
| 132969 | Constellation Schools: Elyria Community Elementary | Lucas County Educational Service Center | 3 |
| 143495 | Constellation Schools: Mansfield Community Elementary | Lucas County Educational Service Center | 3 |
| 143487 | Constellation Schools: Stockyard Community Elementary | Lucas County Educational Service Center | 3 |
| 142976 | Englewood Peace Academy | Lucas County Educational Service Center | 3 |
| 000585 | FCI Academy | Lucas County Educational Service Center | 3 |
| 000445 | General Chappie James Leadership Academy | Lucas County Educational Service Center | 3 |
| 143198 | Great Western Academy | Lucas County Educational Service Center | 3 |
| 134171 | Meadows Choice Community | Lucas County Educational Service Center | 3 |
| 143529 | North Dayton School Of Science & Discovery | Lucas County Educational Service Center | 3 |
| 000559 | Orion Academy | Lucas County Educational Service Center | 3 |
| 000481 | P.A.C.E. High School | Lucas County Educational Service Center | 3 |
| 000138 | Pathway School of Discovery | Lucas County Educational Service Center | 3 |
| 000543 | Pinnacle Academy | Lucas County Educational Service Center | 3 |
| 133363 | Quest Academy Community | Lucas County Educational Service Center | 3 |
| 000306 | Summit Academy Cincinnati | Lucas County Educational Service Center | 3 |
| 133587 | Summit Academy Community School for Alt Learners of Akron | Lucas County Educational Service Center | 3 |
| 000305 | Summit Academy Community School-Warren | Lucas County Educational Service Center | 3 |
| 132779 | Summit Academy Middle School-Akron | Lucas County Educational Service Center | 3 |
| 000300 | Summit Academy Secondary - Canton | Lucas County Educational Service Center | 3 |
| 000633 | Summit Academy Secondary School - Toledo | Lucas County Educational Service Center | 3 |
| 000302 | Summit Academy Secondary School-Parma | Lucas County Educational Service Center | 3 |
| 132746 | Summit Academy-Middletown | Lucas County Educational Service Center | 3 |
| 000564 | Virtual Schoolhouse, Inc. | Lucas County Educational Service Center | 3 |

| School Improvement Grant List of Eligible Schools | | | |
|---------------------------------------------------|-----------------------------------------|--------------------------------------------|----------|
| Building IRN | School Name | District/Sponsor Name | SIG Tier |
| 000546 | Winterfield Venture Academy | Lucas County Educational Service Center | 3 |
| 139220 | Lynchburg-Clay Middle School | Lynchburg-Clay Local | 3 |
| 022061 | Madison Intermediate School | Madison Local | 3 |
| 022152 | Madison South Elementary School | Madison Local | 3 |
| 037010 | Madison-Plains Middle School | Madison-Plains Local | 3 |
| 148999 | Mahoning Unlimited Classroom | Mahoning County Educational Service Center | 3 |
| 134072 | Youngstown Community School | Mahoning County Educational Service Center | 3 |
| 000451 | Manchester Elementary School | Manchester Local | 3 |
| 000450 | Manchester High School | Manchester Local | 3 |
| 015834 | Hedges Elementary School | Mansfield City | 3 |
| 022301 | Malabar Middle School | Mansfield City | 3 |
| 022483 | Mansfield High School | Mansfield City | 3 |
| 030775 | Prospect Elementary School | Mansfield City | 3 |
| 035550 | Springmill Elementary School | Mansfield City | 3 |
| 041962 | Woodland Elementary School | Mansfield City | 3 |
| 000905 | Interactive Media & Construction (IMAC) | Mansfield City School District | 3 |
| 000392 | Mansfield Enhancement Academy | Mansfield City School District | 3 |
| 009028 | Dunham Elementary School | Maple Heights City | 3 |
| 009031 | Rockside Elementary School | Maple Heights City | 3 |
| 009029 | Stafford Elementary School | Maple Heights City | 3 |
| 000400 | Mapleton Elementary School | Mapleton Local | 3 |
| 022780 | Marietta Middle School | Marietta City | 3 |
| 029819 | Phillips Elementary School | Marietta City | 3 |
| 042861 | Benjamin Harrison Elementary School | Marion City | 3 |
| 039586 | George Washington Elementary School | Marion City | 3 |
| 015214 | Harding High School | Marion City | 3 |
| 147611 | James A. Garfield Elementary School | Marion City | 3 |
| 034611 | Rutherford B. Hayes Elementary School | Marion City | 3 |
| 000351 | Ulysses S. Grant Middle School | Marion City | 3 |
| 147603 | William H. Taft Elementary School | Marion City | 3 |
| 000352 | William McKinley Elementary School | Marion City | 3 |
| 148916 | Marion City Digital Academy | Marion City School District | 3 |
| 146134 | Navin Elementary School | Marysville Exempted Village | 3 |
| 149427 | Massillon Digital Academy, Inc | Massillon City School District | 3 |
| 062232 | Maysville Middle School | Maysville Local | 3 |
| 024018 | Dohron Wilson Elementary School | Mechanicsburg Exempted Village | 3 |
| 000105 | Meigs Intermediate School | Meigs Local | 3 |
| 062307 | Meigs Middle School | Meigs Local | 3 |
| 000360 | Miamisburg Secondary Digital Academy | Miamisburg City School District | 3 |
| 000547 | Amanda Elementary School | Middletown City | 3 |

| School Improvement Grant List of Eligible Schools | | | |
|---------------------------------------------------|---------------------------------------------|----------------------------------------------|----------|
| Building IRN | School Name | District/Sponsor Name | SIG Tier |
| 005405 | Central Academy Nongraded Elementary School | Middletown City | 3 |
| 007609 | Creekview Elementary School | Middletown City | 3 |
| 008932 | Highview Elementary School | Middletown City | 3 |
| 008933 | Rosa Parks Elementary School | Middletown City | 3 |
| 010421 | Keifer Alternative Center | Springfield City | 1 |
| 064360 | Stephen Vail Middle School | Middletown City | 3 |
| 013284 | Verity Middle School | Middletown City | 3 |
| 041277 | Wildwood Elementary School | Middletown City | 3 |
| 023077 | Mary Irene Day Elementary School | Minerva Local | 3 |
| 036624 | Mohawk Elementary School | Mohawk Local | 3 |
| 143131 | Mound Street Health Careers Acadmy | Montgomery County Educational Service Center | 3 |
| 143115 | Mound Street IT Careers Academy | Montgomery County Educational Service Center | 3 |
| 143123 | Mound Street Military Careers Academy | Montgomery County Educational Service Center | 3 |
| 142158 | Morgan Junior High School | Morgan Local | 3 |
| 142174 | West Elementary School | Morgan Local | 3 |
| 008904 | Duvall | Mt Healthy City | 3 |
| 012575 | Frost Elementary School | Mt Healthy City | 3 |
| 014472 | Greener Elementary School | Mt Healthy City | 3 |
| 016733 | Hoop Elementary School | Mt Healthy City | 3 |
| 025247 | National Trail Middle School | National Trail Local | 3 |
| 026567 | Nelsonville-York High School | Nelsonville-York City | 3 |
| 064865 | New Lexington High School | New Lexington City | 3 |
| 026807 | New Lexington Middle School | New Lexington City | 3 |
| 005256 | Newton Falls Middle School | Newton Falls Exempted Village | 3 |
| 039305 | Washington Elementary School | Niles City | 3 |
| 000242 | North Union Elementary School | North Union Local | 3 |
| 061713 | South Vienna Elementary School | Northeastern Local | 3 |
| 025577 | Morrison Elementary School | Northridge Local | 3 |
| 032102 | Robinson Middle School | Toledo City | 1 |
| 028134 | Northwest Middle School | Northwest Local | 3 |
| 027904 | Northwestern Middle School | Northwestern Local | 3 |
| 000124 | Oak Hill Elementary | Oak Hill Union Local | 3 |
| 000119 | Oak Hill Middle/High School | Oak Hill Union Local | 3 |
| 030809 | Prospect Elementary School | Oberlin City Schools | 3 |
| 000784 | Academy of Columbus | Ohio Council of Community Schools | 3 |
| 009181 | Clay Avenue Community School | Ohio Council of Community Schools | 3 |
| 007995 | Cleveland Arts and Social Sciences Academy | Ohio Council of Community Schools | 3 |

| School Improvement Grant List of Eligible Schools | | | |
|---------------------------------------------------|--------------------------------------------------|-----------------------------------|----------|
| Building IRN | School Name | District/Sponsor Name | SIG Tier |
| 000557 | Columbus Arts & Technology Academy | Ohio Council of Community Schools | 3 |
| 000553 | Columbus Humanities, Arts and Technology Academy | Ohio Council of Community Schools | 3 |
| 000558 | Columbus Preparatory Academy | Ohio Council of Community Schools | 3 |
| 134080 | Eagle Heights Academy | Ohio Council of Community Schools | 3 |
| 009192 | Foundation Academy | Ohio Council of Community Schools | 3 |
| 134189 | Hope Academy Broadway Campus | Ohio Council of Community Schools | 3 |
| 134197 | Hope Academy Chapelside Campus | Ohio Council of Community Schools | 3 |
| 133819 | Hope Academy Lincoln Park | Ohio Council of Community Schools | 3 |
| 000575 | Hope Academy Northwest Campus | Ohio Council of Community Schools | 3 |
| 133868 | Life Skills Center Of Akron | Ohio Council of Community Schools | 3 |
| 143164 | Life Skills Center Of Hamilton County | Ohio Council of Community Schools | 3 |
| 008063 | Life Skills Center of North Akron | Ohio Council of Community Schools | 3 |
| 149302 | Life Skills Center Of Toledo | Ohio Council of Community Schools | 3 |
| 133785 | Life Skills Ctr Of Cincinnati | Ohio Council of Community Schools | 3 |
| 133835 | Life Skills Ctr Of Cleveland | Ohio Council of Community Schools | 3 |
| 133801 | Life Skills Ctr Of Youngstown | Ohio Council of Community Schools | 3 |
| 143214 | Middletown Fitness & Prep Acad | Ohio Council of Community Schools | 3 |
| 000511 | Northland Preparatory and Fitness Academy | Ohio Council of Community Schools | 3 |
| 142950 | Ohio Virtual Academy | Ohio Council of Community Schools | 3 |
| 148973 | Paul Laurence Dunbar Academy | Ohio Council of Community Schools | 3 |
| 000525 | Project Rebuild Community School | Ohio Council of Community Schools | 3 |
| 133678 | Riverside Academy | Ohio Council of Community Schools | 3 |
| 009178 | Romig Road Community School | Ohio Council of Community Schools | 3 |
| 000510 | Springfield Preparatory and Fitness Academy | Ohio Council of Community Schools | 3 |
| 143206 | Trotwood Fitness & Prep Acad | Ohio Council of Community Schools | 3 |
| 000509 | Whitehall Preparatory and Fitness Academy | Ohio Council of Community Schools | 3 |
| 062364 | Orrville Middle School | Orrville City | 3 |
| 005157 | Chestnut Elementary School | Painesville City Local | 3 |
| 019877 | Maple Elementary School | Painesville City Local | 3 |
| 037689 | Paint Valley Elementary School | Paint Valley Local | 3 |
| 034819 | James E Hanna Elementary School | Parma City | 3 |
| 035881 | State Road Elementary School | Parma City | 3 |
| 029686 | Perry Elementary School | Perry Local | 3 |
| 015198 | East Portsmouth Elementary | Portsmouth City | 3 |
| 140350 | Portsmouth Elementary | Portsmouth City | 3 |
| 030569 | Portsmouth High School | Portsmouth City | 3 |
| 000711 | Pymatuning Valley Primary Elementary School | Pymatuning Valley Local | 3 |

| School Improvement Grant List of Eligible Schools | | | |
|---------------------------------------------------|---------------------------------------------|-------------------------------------|----------|
| Building IRN | School Name | District/Sponsor Name | SIG Tier |
| 038786 | West Main Elementary School | Ravenna City | 3 |
| 024893 | Herbert Mills Elementary School | Reynoldsburg City | 3 |
| 032631 | Rose Hill Elementary School | Reynoldsburg City | 3 |
| 000556 | A+ Arts Academy | Reynoldsburg City School District | 3 |
| 133223 | Lighthouse Comm & Prof Dev | Richland Academy | 3 |
| 031575 | Richmond Heights Elementary School | Richmond Heights Local | 3 |
| 000501 | Ripley Union Lewis Huntington Middle School | Ripley-Union-Lewis-Huntington Local | 3 |
| 031815 | Ripley-Union-Lewis-Huntington High School | Ripley-Union-Lewis-Huntington Local | 3 |
| 043372 | River Valley Middle School | River Valley Local | 3 |
| 025742 | Riverdale Elementary School | Riverdale Local | 3 |
| 146464 | Rock Hill Elementary School | Rock Hill Local | 3 |
| 004218 | Brook Elementary School | Rolling Hills Local | 3 |
| 015040 | Hancock Elementary School | Sandusky City | 3 |
| 062000 | Venice Heights Elementary School | Sandusky City | 3 |
| 029983 | Zahns Middle School | Scioto Valley Local | 3 |
| 024836 | B L Miller Elementary School | Sebring Local | 3 |
| 041939 | Woodbury Elementary School | Shaker Heights City | 3 |
| 011023 | South Central Elementary School | South Central Local | 3 |
| 014613 | Greenview Upper Elementary School | South Euclid-Lyndhurst City | 3 |
| 024216 | Memorial Junior High School | South Euclid-Lyndhurst City | 3 |
| 136788 | Southeast Intermediate Elementary School | Southeast Local | 3 |
| 071399 | Southeast Junior High School | Southeast Local | 3 |
| 016055 | Southeastern Middle School | Southeastern Local | 3 |
| 024851 | Miller High School | Southern Local | 3 |
| 142141 | Southern Elementary School | Southern Local | 3 |
| 031138 | East High School | Youngstown City Schools | 2 |
| 142224 | Odyssey: School of Possibilities | Youngstown City Schools | 2 |
| 015396 | Harrison Elementary School | Southwest Local | 3 |
| 000505 | Alton Hall Elementary School | South-Western City | 3 |
| 121533 | Darby Woods Elementary School | South-Western City | 3 |
| 011643 | Finland Elementary School | South-Western City | 3 |
| 138727 | Franklin Woods Intermediate School | South-Western City | 3 |
| 138743 | Galloway Ridge Intermediate School | South-Western City | 3 |
| 138735 | Holt Crossing Intermediate School | South-Western City | 3 |
| 033191 | James A Harmon Elementary School | South-Western City | 3 |
| 138750 | Park Street Intermediate School | South-Western City | 3 |
| 036129 | Stiles Elementary School | South-Western City | 3 |
| 038646 | West Franklin Elementary School | South-Western City | 3 |
| 012740 | Fulton Elementary School | Springfield City | 3 |

| School Improvement Grant List of Eligible Schools | | | |
|---------------------------------------------------|------------------------------------------------------|------------------------------------------------|----------|
| Building IRN | School Name | District/Sponsor Name | SIG Tier |
| 015735 | Hayward Middle School | Springfield City | 3 |
| 018820 | Kenton Elementary School | Springfield City | 3 |
| 018895 | Kenwood Elementary | Springfield City | 3 |
| 019430 | Lagonda Elementary School | Springfield City | 3 |
| 133918 | Academy Of Dayton | Ashe Culture Center, Incorporated | 1 |
| 149054 | Akron Digital Academy | Akron City School District | 1 |
| 143396 | Alternative Education Academy | Ohio Council of Community Schools | 1 |
| 143412 | Crittenton Community School | St. Aloysius Orphanage | 1 |
| 134288 | East End Comm Heritage School | Educational Resource Consultants of Ohio, Inc. | 1 |
| 133413 | Electronic Classroom Of Tomorrow | Lucas County Educational Service Center | 1 |
| 000143 | George A. Phillips Academy | Ohio Council of Community Schools | 1 |
| 149047 | Goal Digital Academy | Mid-Ohio Educational Service Center | 1 |
| 008066 | Lion of Judah Academy | Ashe Culture Center, Incorporated | 1 |
| 008251 | Mahoning Valley Opportunity Center | Youngstown City School District | 1 |
| 000396 | Mansfield Elective Academy | Mansfield City School District | 1 |
| 143453 | Mollie Kessler | Buckeye Hope Foundation | 1 |
| 000700 | New City School | Lucas County Educational Service Center | 1 |
| 000162 | Newark Digital Academy | Newark City School District | 1 |
| 000277 | Scholarts Preparatory and Career Center for Children | Kids Count of Dayton, Inc | 1 |
| 000296 | Summit Academy Columbus | Lucas County Educational Service Center | 1 |
| 000629 | Summit Academy Community School - Painesville | Lucas County Educational Service Center | 1 |
| 000304 | Summit Academy Community School- Toledo | Lucas County Educational Service Center | 1 |
| 000297 | Summit Academy Dayton | Lucas County Educational Service Center | 1 |
| 000609 | Summit Academy Middle School - Lorain | Lucas County Educational Service Center | 1 |
| 000623 | Summit Academy Middle School - Youngstown | Lucas County Educational Service Center | 1 |
| 133306 | Summit Academy-Canton | Lucas County Educational Service Center | 1 |
| 133322 | Summit Academy-Lorain | Lucas County Educational Service Center | 1 |
| 143545 | Toledo Preparatory Academy | Ohio Council of Community Schools | 1 |
| 000140 | Victory Academy of Toledo | Lucas County Educational Service Center | 1 |
| 143537 | Virtual Community School Of Ohio | Reynoldsburg City School District | 1 |
| 020792 | Lincoln Elementary School | Springfield City | 3 |
| 032540 | Roosevelt Middle School | Springfield City | 3 |
| 033704 | Schaefer Middle School | Springfield City | 3 |
| 034801 | Snowhill Elementary School | Springfield City | 3 |
| 034827 | Snyder Park Elementary School | Springfield City | 3 |
| 035527 | Springfield High School | Springfield City | 3 |
| 039180 | Warder Park-Wayne Elementary School | Springfield City | 3 |

| School Improvement Grant List of Eligible Schools | | | |
|---------------------------------------------------|-----------------------------------------------|-------------------------------|----------|
| Building IRN | School Name | District/Sponsor Name | SIG Tier |
| 033738 | Schrop Intermediate School | Springfield Local | 3 |
| 035360 | Spring Hill Junior High School | Springfield Local | 3 |
| 035485 | Springfield High School | Springfield Local | 3 |
| 010447 | Elmwood Place Elementary School | St Bernard-Elmwood Place City | 3 |
| 009308 | East Elementary School | St Marys City | 3 |
| 007982 | Academy of Arts and Humanities | St. Aloysius Orphanage | 3 |
| 008064 | Academy of Arts and Sciences | St. Aloysius Orphanage | 3 |
| 008061 | Arts and Science Preparatory Academy | St. Aloysius Orphanage | 3 |
| 000777 | Educational Academy at Linden | St. Aloysius Orphanage | 3 |
| 143370 | Granville T Woods Comm Shule | St. Aloysius Orphanage | 3 |
| 008287 | Groveport Community School | St. Aloysius Orphanage | 3 |
| 008286 | Harvard Avenue Community School | St. Aloysius Orphanage | 3 |
| 133850 | Hope Academy Canton Campus | St. Aloysius Orphanage | 3 |
| 143313 | Hope Academy Cuyahoga Campus | St. Aloysius Orphanage | 3 |
| 000195 | Hope Academy East Campus | St. Aloysius Orphanage | 3 |
| 142968 | Hope Northcoast Academy | St. Aloysius Orphanage | 3 |
| 142901 | Life Skills Center Canton | St. Aloysius Orphanage | 3 |
| 008282 | Life Skills Center of Columbus North | St. Aloysius Orphanage | 3 |
| 000664 | Life Skills Center of Columbus Southeast | St. Aloysius Orphanage | 3 |
| 000813 | Life Skills Center of Dayton | St. Aloysius Orphanage | 3 |
| 142919 | Life Skills Center of Elyria | St. Aloysius Orphanage | 3 |
| 151191 | Life Skills Center Of Summit County | St. Aloysius Orphanage | 3 |
| 132803 | Life Skills Center-Middletown | St. Aloysius Orphanage | 3 |
| 132795 | Life Skills Center-Springfield | St. Aloysius Orphanage | 3 |
| 151183 | Life Skills Ctr Of Lake Erie | St. Aloysius Orphanage | 3 |
| 151209 | Life Skills Of Northeast Ohio | St. Aloysius Orphanage | 3 |
| 133488 | Life Skills Of Trumbull County | St. Aloysius Orphanage | 3 |
| 008000 | Mansfield Preparatory Academy | St. Aloysius Orphanage | 3 |
| 133769 | New Choices Community School | St. Aloysius Orphanage | 3 |
| 133744 | The ISUS Institute of Construction Technology | St. Aloysius Orphanage | 3 |
| 143354 | The ISUS Institute of Health Care | St. Aloysius Orphanage | 3 |
| 143347 | The ISUS Institute of Manufacturing | St. Aloysius Orphanage | 3 |
| 007984 | Youngstown Academy of Excellence | St. Aloysius Orphanage | 3 |
| 036251 | Streetsboro Middle School | Streetsboro City | 3 |
| 030643 | Powhatan Elementary School | Switzerland of Ohio Local | 3 |
| 042077 | Woodsfield Elementary School | Switzerland of Ohio Local | 3 |
| 036723 | Stranahan Elementary School | Sylvania City | 3 |
| 023143 | Symmes Valley Elementary School | Symmes Valley Local | 3 |
| 039057 | Walnut Elementary School | Teays Valley Local | 3 |
| 133959 | Dayton Academy, The | Thomas B Fordham Foundation | 3 |
| 133454 | Dayton View Academy | Thomas B Fordham Foundation | 3 |

| School Improvement Grant List of Eligible Schools | | | |
|---------------------------------------------------|-----------------------------------------------|------------------------------------|----------|
| Building IRN | School Name | District/Sponsor Name | SIG Tier |
| 132787 | Springfield Acad Of Excellence | Thomas B Fordham Foundation | 3 |
| 002758 | Birmingham Elementary School | Toledo City | 3 |
| 004358 | Burroughs Elementary School | Toledo City | 3 |
| 006007 | Chase Elementary School | Toledo City | 3 |
| 068478 | East Broadway Middle School | Toledo City | 3 |
| 009175 | East Side Central Elementary School | Toledo City | 3 |
| 012922 | Garfield Elementary School | Toledo City | 3 |
| 018952 | Keyser Elementary School | Toledo City | 3 |
| 019455 | Lagrange Elementary School | Toledo City | 3 |
| 014936 | Leverette Middle School | Toledo City | 3 |
| 022970 | Marshall Elementary School | Toledo City | 3 |
| 023648 | McKinley Elementary School | Toledo City | 3 |
| 026484 | Navarre Elementary School | Toledo City | 3 |
| 028258 | Oakdale Elementary School | Toledo City | 3 |
| 029892 | Pickett Elementary School | Toledo City | 3 |
| 031401 | Reynolds Elementary School | Toledo City | 3 |
| 031955 | Riverside Elementary School | Toledo City | 3 |
| 006056 | Rosa Parks Elementary School | Toledo City | 3 |
| 018523 | Samuel M. Jones at Gunckel Park Middle School | Toledo City | 3 |
| 034389 | Sherman Elementary School | Toledo City | 3 |
| 038984 | Walbridge Elementary School | Toledo City | 3 |
| 008065 | Imani Learning Academy | Toledo City School District | 3 |
| 089631 | J T Karaffa Middle School | Toronto City | 3 |
| 037523 | Triad Elementary School | Triad Local | 3 |
| 037556 | Trimble Elementary School | Trimble Local | 3 |
| 065318 | Trimble Middle School | Trimble Local | 3 |
| 143305 | Treca Digital Academy | Tri-Rivers Joint Vocational Center | 3 |
| 034520 | Shreve Elementary School | Triway Local | 3 |
| 009223 | Madison Park Elementary | Trotwood-Madison City | 3 |
| 022194 | Trotwood-Madison Middle School | Trotwood-Madison City | 3 |
| 025130 | Tuslaw Middle School | Tuslaw Local | 3 |
| 002766 | Samuel Bissell Elementary School | Twinsburg City | 3 |
| 132266 | Union Local Elementary School | Union Local | 3 |
| 032805 | Upper Scioto Valley Elementary School | Upper Scioto Valley Local | 3 |
| 009423 | East Elementary School | Urbana City | 3 |
| 038000 | Local Intermediate Elementary School | Urbana City | 3 |
| 037986 | Urbana Junior High School | Urbana City | 3 |
| 038331 | Vermilion Intermediate Elementary School | Vermilion Local | 3 |
| 009112 | Jefferson K-8 School | Warren City | 3 |
| 009108 | Lincoln K-8 School | Warren City | 3 |

| School Improvement Grant List of Eligible Schools | | | |
|---------------------------------------------------|---------------------------------------------|-----------------------------|----------|
| Building IRN | School Name | District/Sponsor Name | SIG Tier |
| 009113 | McGuffey K-8 School | Warren City | 3 |
| 009109 | Willard Avenue K-8 School | Warren City | 3 |
| 043083 | Randallwood Elementary School | Warrensville Heights City | 3 |
| 039263 | Warrensville Heights High School | Warrensville Heights City | 3 |
| 039271 | Warrensville Heights Middle School | Warrensville Heights City | 3 |
| 040899 | Westwood Elementary School | Warrensville Heights City | 3 |
| 039628 | Washington Middle School | Washington Court House City | 3 |
| 027946 | Greenwood Elementary School | Washington Local | 3 |
| 024000 | Meadowvale Elementary School | Washington Local | 3 |
| 125773 | Portsmouth West Elementary School | Washington-Nile Local | 3 |
| 040410 | Waverly Intermediate School | Waverly City | 3 |
| 000282 | Warren County Virtual Community School | Wayne Local School District | 3 |
| 040105 | Waynesfield-Goshen Local Elementary School | Waynesfield-Goshen Local | 3 |
| 040881 | Westwood Elementary School | Wellington Exempted Village | 3 |
| 005447 | Wellston Middle School | Wellston City | 3 |
| 033027 | Harry Russell Elementary School | West Carrollton City | 3 |
| 038596 | West Carrollton Middle School | West Carrollton City | 3 |
| 014886 | Hamersville Elementary School | Western Brown Local | 3 |
| 043224 | Mt Orab Primary Elementary School | Western Brown Local | 3 |
| 029157 | Western Elementary School | Western Local | 3 |
| 066811 | Mark Twain Elementary School | Westerville City | 3 |
| 002048 | Beechwood Elementary School | Whitehall City | 3 |
| 018580 | Kae Avenue Elementary School | Whitehall City | 3 |
| 005439 | Central Elementary School | Willard City | 3 |
| 008409 | Denver Place Elementary School | Wilmington City | 3 |
| 016618 | Roy E Holmes Elementary School | Wilmington City | 3 |
| 041723 | Windham High School | Windham Exempted Village | 3 |
| 071381 | Windham Junior High School | Windham Exempted Village | 3 |
| 066787 | Winton Woods Elementary School | Winton Woods City | 3 |
| 011973 | Winton Woods Intermediate School | Winton Woods City | 3 |
| 014548 | Winton Woods Middle School | Winton Woods City | 3 |
| 135236 | Opportunity (Alternative Education Program) | Wooster City | 2 |
| 007542 | Cox Elementary School | Xenia Community City | 3 |
| 023671 | McKinley Elementary School | Xenia Community City | 3 |
| 034249 | Shawnee Elementary School | Xenia Community City | 3 |
| 008023 | Alpha: School of Excellence for Boys | Youngstown City Schools | 3 |
| 015206 | Harding Elementary School | Youngstown City Schools | 3 |
| 019182 | Kirkmere Elementary School | Youngstown City Schools | 3 |
| 009506 | P. Ross Berry Middle School | Youngstown City Schools | 3 |
| 004267 | Paul C Bunn Elementary School | Youngstown City Schools | 3 |

| School Improvement Grant List of Eligible Schools | | | |
|----------------------------------------------------------|------------------------------------|------------------------------|-----------------|
| Building IRN | School Name | District/Sponsor Name | SIG Tier |
| 036798 | Taft Elementary School | Youngstown City Schools | 3 |
| 038497 | Volney Rogers Junior High School | Youngstown City Schools | 3 |
| 040436 | William Holmes McGuffey Elementary | Youngstown City Schools | 3 |
| 041467 | Williamson Elementary School | Youngstown City Schools | 3 |
| 006676 | Cleveland Middle School | Zanesville City | 3 |
| 025973 | McIntire/Munson Elementary School | Zanesville City | 3 |
| 000831 | National Road | Zanesville City | 3 |
| 032581 | Roosevelt Middle School | Zanesville City | 3 |
| 040816 | Westview Elementary School | Zanesville City | 3 |
| 041582 | Wilson Elementary School | Zanesville City | 3 |
| 042598 | Zanesville High School | Zanesville City | 3 |

B. EVALUATION CRITERIA: An SEA must provide the criteria it will use to evaluate the information set forth below in an LEA's application for a School Improvement Grant.

Under this grant, the Ohio Department of Education will award grants through a competitive process to LEAs for use in Title I schools identified for improvement, corrective action, or restructuring that demonstrate the greatest need for the funds and the strongest commitment to use the funds to provide adequate resources in order to raise substantially the achievement of their students so as to enable the schools to make adequate yearly progress and exit improvement status. The funds are to be focused on each State's persistently lowest-achieving Title I schools in improvement, corrective action, or restructuring ("Tier I schools") and, at an LEA's option, persistently-lowest achieving secondary schools that are eligible for, but do not receive, Title I, Part A funds ("Tier II schools"). An LEA may also use school improvement funds in Title I schools in improvement, corrective action, or restructuring that are not identified as persistently lowest-achieving schools ("Tier III schools"). In the Tier I and Tier II schools an LEA chooses to serve, the LEA must implement one of four school intervention models: turnaround model, restart model, school closure, or transformation model.

Upon the grant award to Ohio, 95% of funds will then be distributed to qualifying LEAs who apply based upon a competitive process submitted through the electronic CCIP-Comprehensive Continuous Improvement Planning Application (see Appendix C for an explanation of the CCIP tool). LEAs may apply for funds ranging from \$50,000 to \$2,000,000 per building.

Ohio is projecting awarding substantial funding in School Improvement Grant to selected eligible Ohio LEAs. The Ohio Department of Education will evaluate each LEA SIG application using a rubric (see Appendix H) containing 19 items. Each item on the rubric will contain a six-point quality scale where a score of 1 is at the low end of the scale and a score of 6 is at the high end of the scale. **Please note:** The actual number of grants awarded will not be known until the application scoring and awarding process is completed. Any LEA receiving a score of 1 or 2 of the 6 point scale which would otherwise be funded through the competitive process will be contacted by ODE personnel and interviewed in order to provide technical assistance to that LEA in order to revise this section and all applicable sections of the award-worthy LEA grant.

Part 1

The three actions listed in Part 1 are ones that an LEA must take prior to submitting its application for a School Improvement Grant. Accordingly, the SEA must describe, with specificity, the criteria the SEA will use to evaluate an LEA's application with respect to each of the following actions:

- (1) **The LEA has analyzed the needs of each Tier I and Tier II school identified in the LEA's application and has selected an intervention for each school.**

As they compete for the funds, school districts (LEAs) must identify the schools they want to transform, and then determine which of the four following models is most appropriate. If a school has begun implementation of one of these four models or components of one of these models within the last two years, it may apply to use SIG funds to continue to implement the full model.

- **Turnaround model:** Replace the principal and rehire no more than 50 percent of the staff and grant the principal sufficient operational flexibility (including in staffing, calendars/time, and budgeting) to implement fully a comprehensive approach to substantially improve student outcomes.
- **Restart model:** Convert a school or close and reopen it under a charter school operator, a charter management organization, or an education management organization that has been selected through a rigorous review process.
- **School closure:** Close a school and enroll the students who attended that school in other schools in the LEA that are higher achieving.
- **Transformation model:** Implement each of the following strategies: (1) replace the principal and take steps to increase teacher and school leader effectiveness; (2) institute comprehensive instructional reforms; (3) increase learning time and create community-oriented schools; and (4) provide operational flexibility and sustained support. Note: an LEA that has nine or more Tier I and Tier II schools may not implement the transformation model in more than 50 percent of those schools.

Specific Application Responses: Applicants must complete the questions posed in the competitive School Improvement Grant CCIP application by providing the requested information. Information is requested as narrative descriptions addressing each of the following points:

- LEA commits to serve Tier I, II, III schools.
- Intervention model selected by LEA; anticipated indicators of impact based upon the selected model are given.
- LEA must demonstrate that the selected intervention model or school improvement strategy matches the LEA's needs and examines the root cause for the school's identification of need for improvement (use of various data to analyze the needs of the LEA must include, but are not limited to student performance data, curriculum standards and assessment, effective teachers and leaders).
- LEA should provide information regarding how the selected intervention model or school improvement strategy matches the LEA's needs and examines the root cause for the school's identification of need for improvement (use of various data to analyze the needs of the LEA must include, but are not limited to student performance data, curriculum standards and assessment, effective teachers and leaders).

- LEA must address Reading achievement and Math achievement levels, graduation rate (if applicable), full implementation of intervention model (if applicable), and implementation of research-based school improvement strategies. This must be stated as *Indicators of Impact*.

Federal Assurances

In addition to assurances through the CCIP, the LEA must assure that it will—

1. Use its School Improvement Grant to implement fully and effectively an intervention in each Tier I and Tier II school that the LEA commits to serve consistent with the final requirements;
2. Establish annual goals for student achievement on the State’s assessments in both reading/language arts and mathematics and measure progress on the leading indicators in section III of the final requirements in order to monitor each Tier I and Tier II school that it serves with school improvement funds;
3. If it implements a restart model in a Tier I or Tier II school, include in its contract or agreement terms and provisions to hold the charter operator, charter management organization, or education management organization accountable for complying with the final requirements; and
4. Report to the SEA the school-level data required under section III of the final requirements.

(2) The LEA has demonstrated that it has the capacity to use school improvement funds to provide adequate resources and related support to each Tier I and Tier II school identified in the LEA’s application in order to implement fully and effectively the selected intervention in each of those schools.

Ohio will build from the existing set of supports to provide professional development, coaching, and customized school climate tools to each LEA with persistently lowest-achieving schools. Professional development and coaching will leverage the existing infrastructure of school supports in Ohio, including state and local teams made up of Educational Service Centers (ESCs), Statewide Systems of Support (SSOS), and the Governor’s Closing the Achievement Gap (CTAG) Program (by mutual agreement of district and CTAG). Topics include increased family and community participation in the school, alignment with community health and human services resources, and increased student attendance and performance.

Specific Application Responses: Applicants must complete the questions posed in the competitive School Improvement Grant CCIP application by providing the requested information. Information is requested as narrative descriptions addressing each of the following points:

- Integration into Ohio Improvement Process (OIP): Applicants should address how the LEA’s Comprehensive Continuous Improvement Plan (CCIP) supports their grant proposal and work done in the Ohio Improvement Process (see Appendix E for an overview of the Ohio Improvement Process). Applicants should specifically address the following:
 - data utilized to determine the instructional improvement strategies and action steps identified in this proposal
 - how the strategies and action steps support the OIP plan

- how the district/building(s) plans to monitor the selected intervention model(s) and/or improvement strategies
 - how the selected intervention model(s) and/or improvement strategies are integrated into the existing OIP
- Goals and Strategies (from district planning tool): The LEA must describe the annual goals for student achievement on the State’s assessments in both reading/language arts and mathematics that it has established in order to monitor its Tier I and Tier II schools that receive school improvement funds. The goals must be *educational* goals and stated in the CCIP planning tool. All applicants must ensure that project goals and strategies are aligned and linked to the appropriate CIP Goals.
 - Evaluation, monitoring, outcomes: Applicants must demonstrate how they will evaluate the progress in achieving project goals and objectives. Applicants must detail their comprehensive evaluation process and accountability measures. Projects *must* utilize evaluation measures that directly relate to their stated educational goals and performance indicators.
 - Data Collection - Student Achievement To meet one of the required performance indicators and educational goals, the applicant will need to determine how the selected intervention model will increase student achievement, and then measure the success of the intervention model.
 - Stakeholder involvement- As appropriate, the LEA must consult with various relevant stakeholders regarding the LEA’s application and implementation of school improvement models in its Tier I and Tier II schools school improvement strategies in Tier III schools. Applicants must list any organization partners, providing a brief description of their roles related to the success of the project.
 - Stakeholder collaboration- Eligible applicants should describe joint planning that occurred as well as the level of commitment among all parties (district and building level). Applicants must describe the stakeholder roles and their contributions to the success of the project.

(3) The LEA’s budget includes sufficient funds to implement the selected intervention fully and effectively in each Tier I and Tier II school identified in the LEA’s application as well as to support school improvement activities in Tier III schools throughout the period of availability of those funds (taking into account any waiver extending that period received by either the SEA or the LEA).

Specific Application Responses: Applicants must complete the questions posed in the competitive School Improvement Grant CCIP application by providing the requested information. Information is requested as narrative descriptions addressing each of the following points:

- Budget Narrative: The LEA must include a description of how funds will be used to implement the selected model in each Tier I and Tier II school it commits to serve; conduct LEA-level activities designed to support implementation of the selected school intervention models in the

LEA's Tier I and Tier II schools; and support school improvement activities, at the school or LEA level, for each Tier III school identified in the LEA's application. Applicants must show how these funds will be spent. The application should include an explanation for each expenditure, its source if part of the match and how each expenditure aligns with project goals in an efficient and effective manner. Applicants will follow all current Ohio Department of Education fiscal procedures as outlined in the CCIP Project Cash Request (PCR) process.

- The LEA must project how funds will be used during the period of availability of grant funding. Budget amounts must be given for Year 1 (FY 11), Year 2 (FY 12) and Year 3 (FY 13).

- Project Summary: Applicants will provide a brief summary of the project. The summary should be written so that readers, including peer reviewers, will understand the overall concept of the application. Applicants must provide an overview of the proposed project, including a description of the following:
 - The audience (who the project will directly impact);
 - The educational goals/need (what the project strives to ultimately accomplish); and
 - The activities (how the project will be carried out).

Part 2

The actions in Part 2 are ones that an LEA may have taken, in whole or in part, prior to submitting its application for a School Improvement Grant but, most likely, will take after receiving a School Improvement Grant. Accordingly, Ohio will assess the LEA's commitment to complete the requirements through the following process:

1. The SEA will perform initial screenings of the applications to ensure that all areas of compliance are met and the application is complete.
2. All areas of the electronic application will be evaluated using a calibrated scoring rubric.
3. The application quality score indicator will be generated using a rubric containing items that are directly tied to the response categories in the LEA application.
4. Each item will be rated using a six-point quality scale by each of three trained external (not associated with the LEA) readers.
5. A scoring rubric is provided and will be used in the review and scoring of each application.
6. A specific process for calibration will be followed (see pg. 37 for details)

Ohio will assess the LEA's commitment to do the following:

(1) Design and implement interventions consistent with the final requirements.

Specific Application Responses: Applicants must complete the questions posed in the competitive School Improvement Grant CCIP application by providing the requested information. Information is requested as narrative descriptions addressing each of the following points:

- **Action Steps-** For each school the LEA commits to serve, the LEA must identify the services the school will receive or the activities the school will implement. Information must be given to explain how the **instructional model** will be implemented, and how the activities align with the elements of the state reform plan emphasizing standards and assessment, data systems to support instruction, great teachers and leaders, and turning around the lowest-achieving schools.
- **Timeline:** The LEA must include a timeline delineating the steps it will take to implement the selected intervention in each Tier I and Tier II school identified in the LEA's application and services it will provide to each Tier III school. (tied to IMM tool)

This area of the competitive application will be scored using a calibrated instrument. See pages 35-37 of this application for specific procedures. Any area receiving a score of two or less on the six point rubric of a fundable application will be required to work directly with SEA personnel for technical assistance within that area of the competitive application.

(2) Recruit, screen, and select external providers, if applicable, to ensure their quality.

Specific Application Responses: Applicants must complete the questions posed in the competitive School Improvement Grant CCIP application by providing the requested information. Information is requested as narrative descriptions addressing each of the following points:

- Recruit, screen, and select external providers, if applicable, to ensure their quality:
 - proven track record of successful school improvement
 - matched to the needs of the students and the interventions

- selected from list of approved external providers supplied by the Ohio Department of Education

This area of the competitive application will be scored using a calibrated instrument. See pages 35-37 of this application for specific procedures. Any area receiving a score of two or less on the six point rubric of a fundable application will be required to work directly with SEA personnel for technical assistance within that area of the competitive application.

(3) Align other resources with the interventions.

Specific Application Responses: Applicants must complete the questions posed in the CCIP by providing the requested information. Information is requested as narrative descriptions addressing each of the following points:

- Applicants must identify the additional and supporting resources (e.g. internal building, local community, business and partner schools) that will be utilized in the project and demonstrate how these resources will impact success. Please explain how your project will leverage other and supporting resources (fiscal, human, technical, etc.) in the implementation of the intervention model.

This area of the competitive application will be scored using a calibrated instrument. See pages 35-37 of this application for specific procedures. Any area receiving a score of two or less on the six point rubric of a fundable application will be required to work directly with SEA personnel for technical assistance within that area of the competitive application.

(4) Modify its practices or policies, if necessary, to enable it to implement the interventions fully and effectively.

Specific Application Responses: Applicants must complete the questions posed in the competitive School Improvement Grant CCIP application by providing the requested information. Information is requested as narrative descriptions addressing each of the following points:

- The LEA must describe how it will modify its practices or policies, if necessary, to enable its schools to implement the interventions fully and effectively.

This area of the competitive application will be scored using a calibrated instrument. See pages 35-37 of this application for specific procedures. Any area receiving a score of two or less on the six point rubric of a fundable application will be required to work directly with SEA personnel for technical assistance within that area of the competitive application.

(5) Sustain the reforms after the funding period ends.

Specific Application Responses: Applicants must complete the questions posed in the competitive School Improvement Grant CCIP application by providing the requested information. Information is requested as narrative descriptions addressing each of the following points:

- Continuation, sustain- The LEA must describe how it will sustain the reforms after the funding period ends.

This area of the competitive application will be scored using a calibrated instrument. See pages 35-37 of this application for specific procedures. Any area receiving a score of two or less on the six point rubric of a fundable application will be required to work directly with SEA personnel for technical assistance within that area of the competitive application.

C. CAPACITY: The SEA must explain how it will evaluate whether an LEA lacks capacity to implement a school intervention model in each Tier I school.

An LEA that applies for a School Improvement Grant must serve each of its Tier I schools using one of the four school intervention models unless the LEA demonstrates that it lacks sufficient capacity to do so. If an LEA claims it lacks sufficient capacity to serve each Tier I school, the SEA must evaluate the sufficiency of the LEA's claim. Claims of lack of capacity should be scrutinized carefully to ensure that LEAs effectively intervene in as many of their Tier I schools as possible.

The SEA must explain how it will evaluate whether an LEA lacks capacity to implement a school intervention model in each Tier I school. The SEA must also explain what it will do if it determines that an LEA has more capacity than the LEA demonstrates.

If the LEA does not apply to serve one of its identified Tier I or Tier II schools, it must describe why it lacks the sufficient capacity to do so. This description must appear in the LEA application. The claim must be substantiated. Through a review process, the claim will be evaluated:

- Each complete proposal will be reviewed by at least three trained external peer reviewers.
- Each proposal's score will be analyzed to minimize reader leniency/severity and statistically adjusted
- Each reader will be assessed for consistency and eliminated from the scoring process if they demonstrate significant inconsistency, or found to possess a conflict of interest
- Each proposal will be rank ordered according to an overall adjusted score. Those with the highest ranks will be eligible for funding.

The item on the competitive application noting the claim of the LEA to serve Tier I and Tier II school(s) or the claim that it lacks sufficient capacity to serve Tier I and Tier II school(s) will be scored. Ohio Department of Education personnel will then examine the rating given by the reviewers. Any LEA receiving a score of 1 or 2 of the 6 point scale which would otherwise be funded through the competitive process will be contacted by ODE personnel and interviewed in order to substantiate the claim of the LEA. If the LEA is found to have more capacity than the LEA demonstrates, the ODE will provide technical assistance to that LEA in order to revise this section and all applicable sections of the award-worthy LEA grant.

D. DESCRIPTIVE INFORMATION: An SEA must include the information set forth below.

(1) Describe the SEA's process and timeline for approving LEA applications.

Review Process

Funding for the Ohio SIG competitive grant project is projected to award substantial funding in School Improvement Grant to eligible schools. In order to assure that quality applications are funded, a competitive grant process will be used. LEAs will submit an electronic application. The SEA will perform initial screenings of the applications to ensure that all areas of compliance are met and the application is complete. All areas of the electronic application will be evaluated using a calibrated scoring rubric.

Evaluation Criteria

The application quality score indicator will be generated using a rubric containing items that are directly tied to the response categories in the LEA electronic application. Each item will be rated using a six-point quality scale by each of three trained external (not associated with the LEA) readers. A scoring rubric is provided and will be used in the review and scoring of each application. The application review process consists of the following steps:

1. Each complete proposal will be reviewed by at least three trained external peer reviewers.
2. Each proposal's score will be analyzed to minimize reader leniency/severity and will be statistically adjusted.
3. Each reader will be assessed for consistency and eliminated from the scoring process if they demonstrate significant inconsistency, or found to possess a conflict of interest
4. Each proposal will be rank ordered according to an overall adjusted score. Those with the highest ranks will be eligible for funding.

The funded projects will be chosen via a peer review process conducted under the guidance of the Ohio State University. All applicants are required to submit the names and email addresses of two (2) reviewers (one committed and one alternate) from the eligible buildings applying for SIG competitive grant funds. One reviewer from each eligible building that applies for funding will participate in the Reviewers' Training scheduled to occur in May. No reviewer will be allowed to judge a proposal submitted by his/her own institution or an institution in which the reviewer has a conflict of interest. Expenses incurred for the grant readings are the grant applicant's responsibility.

Evaluation Rubric

All areas will use a six-point quality scale for each rubric item or question:

1. There is no evidence or irrelevant evidence that the data substantiates the educational needs described in the project summary.
2. There is minimal evidence and/or limited potential that the data provided substantiates the educational needs.
3. The data provides some evidence as to the educational need; however, there are some inconsistencies between the data supplied and the correlation to the need.
4. The summary provides some good examples of data substantiating the educational needs.
5. Strong, relevant data to substantiate the educational needs throughout the application are provided; high potential of need based upon data.

6. High-level of evidence, supported by relevant data, to substantiate the educational needs of the building; data strongly suggests educational needs.

Procedures for Calibration Reads

1. Give readers instructions to read rubric directions and each item stem and response option (provide about 10 minutes for review).
2. Ask for any questions or clarifications of items (discuss as appropriate).
3. Explain process of reading and scoring:
 - a. Read entire application before attempting to score;
 - b. Independently score the application using the scoring rubric;
 - c. Quickly review the scan sheet;
 - d. coding of application number
 - e. coding of reader number
 - f. coding of item scores (1-6)
 - g. signing of disclosure statement
 - h. If feedback procedures used, remind them to be specific and descriptive when filling out feedback form.
4. Have readers read the calibration application and do scoring
 - a. Remind them to respect their colleagues and not talk – it is hard to concentrate when there is noise in the room.
5. Monitor progress on scoring and as people finish score coding, use blank item by reader overhead matrix, record scores of 12-15 readers (arbitrary choice of readers).
6. Wait for all readers to complete scoring and then using the overhead projector project matrix of scores for group to see.
7. Discuss the scoring:
 - a. Look for consistency/inconsistency by looking down a column (item);
 - b. Look for evidence of flat lining;
 - c. Have readers talk about discrepancies – what they did or did not see.
8. If you are using the discrepancy resolution process, find an item where there is a discrepancy:
 - a. Ratings of more than two points apart;
 - b. Show them how they would modify their scoring to resolve a discrepancy – lower score could move up, higher score could move down (or both). Do not assume that with 3 readers the different score is out of line.

As stated, the funded projects will be chosen via a peer review process. No reviewer will be allowed to judge a proposal submitted by his/her own institution or an institution in which the reviewer has a conflict of interest. Expenses incurred for the grant readings are the grant applicant's responsibility.

A list of approvable applications will be generated. If any application receives a score of 2 or less on the 6 point rubric, an interview process will be conducted by the SEA to substantiate and provide technical support to the LEA within that component area. Refinement to any unacceptable areas will occur.

Project Timeline

The grant award program period will be from the date the grant is issued July 1, 2010 through September 30, 2011. In this application, Ohio is requesting a waiver of the period of availability to permit it to obligate the funds through September 30, 2013.

After successful implementation of the program, as determined by meeting the requirements specified in the grant assurances and the annual evaluation of selected program goals, and depending on funding availability, a follow-up or continuation grant may be awarded to help sustain the program.

| | |
|---------------|----------------------------------------------------------------------------------------------------------------------------|
| Mid- February | Request for Proposals (RFP) Release to eligible LEA's |
| February 26 | Online letter of Intent and Contact Information submitted through SAFE account by the LEA superintendent, by 11:30 AM EST. |
| March 1 | CCIP SIG competitive application opens for the LEAs |
| March- April | Technical Assistance Meetings, Audio, and Video Conferences will be provided to eligible buildings |
| April 30 | Grant applications due via CCIP Competitive application, submitted by 5:00 PM EST. |
| May | Grant reviewer training and grant review |
| June | Award Announcement |
| July 1 | Funds available to LEA's |

Year 1 – Project Implementation

Please note that there will be additional events and activities in which LEA recipients will be required to participate. Some of these will include, but are not limited to: new grant orientation meeting, professional development opportunities, state support team sessions, monitoring activities, data collection requests and requirements, as well as other necessary project components. Use of the electronic implementation management monitoring tool will be a requirement for the LEA (see Appendix F). SEA staff will review original target goal proposal and compare to actual achievement levels and outcomes. The LEA will be required to submit a continuation application (Appendix D). A rubric to evaluate the continuation application will be developed by the SEA and will be made available to the LEAs prior to the end of Year 1 of the grant funding.

- (2) Describe the SEA's process for reviewing an LEA's annual goals and how the SEA will determine whether to renew an LEA's School Improvement Grant if one or more schools in the LEA are not meeting those goals and making progress on the leading indicators in section III of the final requirements.**

Continuation grants (Appendix D) will be reviewed through the Consolidated Continuous Improvement Planning (CCIP) application. Baseline and current quantitative and qualitative data will be provided to the SEA by the LEA through the IMM tool (Appendix F). The Ohio Department of Education, Office of

Federal Programs (ODE/OFP) internal team will monitor that LEAs are progressing on annual goals. If the LEA does not make progress on the annual goals set forth in its application, the ODE/OFP internal team will recommend non-renewal of the LEA School Improvement Grant.

Awardees will be required to attend quarterly meetings to present implementation data to the SEA. This data will be reported using the IMM Tool and will provide information to the LEA regarding implementation of intervention models and school improvement strategies. Annual achievement data (from state and local assessments) will be reported by the LEA. The SEA will be responsible for monitoring and reviewing the data with the LEA to determine a formative assessment of progress.

(3) Describe how the SEA will monitor each LEA that receives a School Improvement Grant to ensure that it is implementing a school intervention model fully and effectively in the Tier I and Tier II schools identified in the LEA’s application.

Within the LEA competitive application, the LEA must:

- Identify the current effect as well as the anticipated results related to increased student achievement and improved instructional practices given the program selected within the model chosen.
- Explain how the LEA plans to monitor efforts to improve instructional practices so that the interventions selected are designed to close the achievement gap and will meet the expectation to reach the same standard for all students.
- Explain how the identified improvement model is integrated into the existing work and is monitored using the CCIP Implementation Management/Monitoring (IMM) tool, a web-based tool designed to assist districts/schools with the data analysis and needs assessment process. The Implementation Management/Monitoring (IMM) Tool provides a way for districts to document how their District and School Plans will be implemented. The district or school can identify items to be measured, resources needed, persons/groups responsible, and the timeline for implementing. See Appendix F for further information.

Each LEA that receives a School Improvement Grant must participate in focused monitoring sessions conducted by the Ohio Department of Education/ Office of Federal Programs (ODE/OFP) internal team. Regional support team members and external providers will offer training and work sessions during the focused monitoring sessions in order to support the LEAs as they implement the school intervention models. Through these sessions, the ODE/OFP will be alerted to LEAs struggling with full and effective implementation. Intensive support opportunities will be offered to these LEAs in addition to the focused monitoring sessions. However, if an LEA fails to fully implement the school intervention model within the timeline given through the IMM tool, the LEA will not receive funding for subsequent years.

Awardees will be required to attend quarterly meetings to present implementation data to the SEA. This data will be reported using the IMM Tool and will provide information to the LEA regarding implementation of intervention models and school improvement strategies. Annual achievement data

(from state and local assessments) will be reported by the LEA. The SEA will be responsible for monitoring and reviewing the data with the LEA to determine a formative assessment of progress.

(4) Describe how the SEA will prioritize School Improvement Grants to LEAs if the SEA does not have sufficient school improvement funds to serve all eligible schools for which each LEA applies.

Funding for the Ohio SIG competitive grant project is projected to be significant. While this investment is substantial, it is insufficient to fund all eligible schools; therefore, a competitive grant application process was developed to meet the requirements of this federal program. The application review process consists of the following steps:

1. Each complete proposal will be reviewed by at least three trained external peer reviewers.
2. Each proposal's score will be analyzed to minimize reader leniency/severity and will be statistically adjusted.
3. Each reader will be assessed for consistency and eliminated from the scoring process if they demonstrate significant inconsistency, or found to possess a conflict of interest
4. Each proposal will be rank ordered according to an overall adjusted score. Those with the highest ranks will be eligible for funding.

Tier I and Tier II schools will receive funding priority, with the remaining funds allocated to the Tier III schools. LEA's which have Tier I and Tier II school(s) will be prioritized. Applications from LEAs with Tier I and Tier II schools will be scored separately from the applications of LEAs with only Tier III schools. Funding allocation has been reserved so that all Tier I and Tier II schools submitting fundable applications will receive funds. Remaining allocations will be made to rank ordered LEAs with Tier III schools. These LEA applications (of the Tier III schools) will rank ordered using the detailed calibration scoring process.

(5) Describe the SEA's criteria, if any, that it will use to determine whether an LEA needs less than \$2,000,000 for a Tier I or Tier II school that is implementing a turnaround, restart, or transformation model.

Within the SEA allocation, \$up to 2,000,000 will be reserved for each Tier I and Tier II school. However, it is recognized that not all schools may require the full amount to implement a turnaround, restart, or transformation model. It is the goal of this SEA to facilitate **QUALITY**, not quantity within the grant awards to the LEAs. Through the competitive grant process, all LEA applications will be evaluated as to the quality of the individual components of the program to be implemented. Within the competitive LEA application (see Appendix G), the following items address this:

Needs assessment driven by data:

- Student impact: total number of students impacted
- Capacity to implement and the total number of Tier I and Tier II schools within the LEA

Budget needs: LEAs are required to explain this alignment within the budget narrative

- Alignment of activities to fiscal expenditures
- Resources that are assigned to each goal, strategy

The educational goals and the quality of activities needed to accomplish the goals

- Action step activities provide breadth and depth
- Active monitoring of student data and

Likelihood of success

- Integration into the LEA's Improvement Process
- Modification of practices and policies needed to implement the interventions fully
- Stakeholder involvement

(6) Describe the criteria, if any, that the SEA intends to use to prioritize among Tier III schools.

A competitive grant application process (stated above in Item #D4) will be used to prioritize Tier III schools to be served.

Tier I and Tier II schools will receive funding priority, with the remaining funds allocated to the Tier III schools. LEA's which have Tier I and Tier II school(s) will be prioritized. All remaining Tier III schools will participate in the grant funding process as follows:

All eligible, applying Tier III LEA's will be rank ordered using the process stated above, using the attached rubric (Appendix H). Tier III schools with the highest scores will receive allocations as funding allows. Applications from LEAs with Tier I and Tier II schools will be scored separately from the applications of LEAs with only Tier III schools. Funding allocation has been reserved so that all Tier I and Tier II schools submitting fundable applications will receive funds. Remaining allocations will be made to rank ordered LEAs with Tier III schools. These LEA applications (of the Tier III schools) will rank ordered using the detailed calibration scoring process.

(7) If the SEA intends to take over any Tier I or Tier II schools, identify those schools and indicate the school intervention model the SEA will implement in each school.

At the time of application, Ohio does not intend to take over any Tier I or Tier II school. However, if that information changes, a project amendment will be filed detailing the school(s) and the intervention model(s) that will be implemented in the schools.

(8) If the SEA intends to provide services directly to any schools in the absence of a takeover, identify those schools and, for Tier I or Tier II schools, indicate the school intervention model the SEA will implement in each school, and provide evidence of the LEA's approval to have the SEA provide the services directly.¹

At the time of application, Ohio does not intend to provide services directly to any schools in the absence of a takeover. However, if that information changes, a project amendment will be filed

¹ If, at the time an SEA submits its application, it has not yet determined whether it will provide services directly to any schools in the absence of a takeover, it may omit this information from its application. However, if the SEA later decides that it will provide such services, it must amend its application to provide the required information.

detailing the Tier I and Tier II school(s) and the intervention model(s) that will be implemented in the schools. Evidence of the LEA's approval to have the SEA provide services directly will be provided at that time.

E. ASSURANCES: The SEA must provide the assurances set forth below.

By submitting this application, the SEA assures that it will do the following:

- ✓ Comply with the final requirements and ensure that each LEA carries out its responsibilities.
- ✓ Award each approved LEA a School Improvement Grant in an amount that is of sufficient size and scope to implement the selected intervention in each Tier I and Tier II school identified in the LEA's application that the SEA has determined the LEA has the capacity to serve.
- ✓ Apportion its school improvement funds in order to make grants to LEAs, as applicable, that are renewable for the length of the period of availability, taking into account any waivers that may have been requested and received by the SEA or an individual LEA to extend the period of availability.
- ✓ Carry over 25 percent of its FY 2009 school improvement funds, combine those funds with FY 2010 school improvement funds (depending on the availability of appropriations), and award those funds to eligible LEAs consistent with the final requirements if not every Tier I school in the State receives FY 2009 school improvement funds to implement a school improvement model in the 2010-2011 school year (unless the SEA does not have sufficient school improvement funds to serve every Tier I school in the State).
- ✓ Ensure, if the SEA is participating in the Department's differentiated accountability pilot, that its LEAs will use school improvement funds consistent with the final requirements.
- ✓ Monitor each LEA's implementation of the interventions supported with school improvement funds.
- ✓ To the extent a Tier I or Tier II school implementing the restart model becomes a charter school LEA, hold the charter school operator or charter management organization accountable, or ensure that the charter school authorizer holds the respective entity accountable, for meeting the final requirements.
- ✓ Post on its Web site, within 30 days of awarding School Improvement Grants, all final LEA applications and a summary of the grants that includes the following information: name and NCES identification number of each LEA awarded a grant; amount of the grant; name and NCES identification number of each school to be served; and type of intervention to be implemented in each Tier I and Tier II school.

- ✓ Report the specific school-level data required in section III of the final notice.

F. SEA RESERVATION: An SEA may reserve an amount not to exceed five percent of its School Improvement Grant for administration, evaluation, and technical assistance expenses.

The SEA must briefly describe the activities related to administration, evaluation, and technical assistance that the SEA plans to conduct with the State-level funds it has received from its School Improvement Grant.

The Ohio Department of Education (ODE) will retain five percent of the funds provided. These funds will help build the capacity of the system of support for schools and districts. For Ohio to successfully support LEAs, it will use funds to support the following strategies described in the School Improvement Grant application.

- Professional development to enhance the capacity of school support team members, technical assistance providers, and LEA personnel informed by student achievement and other data measures. LEA grantees will participate in sustained professional development and technical support opportunities to build and sustain capacity to implement school improvement intervention models and/or strategies.
- Ohio's unified State System of Support (SSOS) is designed to build capacity at all levels (i.e., state, regional, district, and school) to continuously improve instructional practices and student performance through the use of a structured four-stage process, the Ohio Improvement Process (see Appendix E). By mutual agreement, districts may receive technical assistance from the SSOS. SSOS will then work collaboratively with identified districts and provide technical support.
- The Ohio Improvement Process helps districts: (1) effectively use data to identify areas of greatest need; (2) develop a plan to address those areas of need that are anchored by a limited number of focused goals and strategies to significantly improve instructional practice and student performance; (3) implement the plan with integrity; and (4) monitor and evaluate the effectiveness of the improvement process in changing instructional practices and impacting student performance.
- The Governor's education plan supports the successful Closing The Achievement Gap (CTAG) initiative, which works intensively with underserved, minority students to improve their academic performance and close the achievement gap in the identified schools. By raising expectations and believing in the potential of all students, CTAG empowers students with the skills necessary to assume control over their own learning and life. By mutual agreement, districts may receive technical assistance from CTAG. CTAG will work collaboratively with identified districts and provide technical support on strategies (such as focusing on high achievement for all students, enhancing cultural competency in classroom contexts, strengthening outreach to students' families, and providing extended learning time) to support the persistently lowest achieving schools.
- Identifying and diagnosing the state's persistently lowest achieving schools is an on-going process. Using a methodology consistent with the definitions in the School Improvement Grant

notice, ODE will regularly identify the state's persistently lowest-achieving schools and notify LEAs of their status. ODE and LEAs will collaboratively implement Building Planning & Diagnostic Teams to extend school diagnosis through to "deep-dive" building-level evaluations of student academic achievement and school climate. These teams will also support the planning process for turnaround, laying the foundation for the new improvement model.

- Qualified third-party applicants will provide technical support to ODE in the development, implementation and monitoring of the school improvement grant (SIG). The contractor will work in collaboration with ODE and SIG grantees (LEAs) to guide professional development toward dramatically transforming school culture and increase student outcomes in persistently lowest-achieving schools.
- Other strategies determined by the SEA or LEA, as appropriate, for which data indicate the strategy is likely to result in improved teaching and learning in schools identified in the School Improvement Grant. Strategies, as outlined in the grant initiative, including, but not limited to:
 - Intervention models
 - Extended learning opportunities
 - Engagement with stakeholders (parents, community, etc.)
 - Data and monitoring
 - Effective teachers and leaders
 - Standards and assessment
 - Coherence and sustainability
 - Effective instructional models and supports for all students
 - Effective use of resources and resource allocation (fiscal, time, facilities, technology, personnel)
 - Safety net strategies such as early intervention, Response to Intervention, supplemental learning opportunities

G. CONSULTATION WITH STAKEHOLDERS: An SEA must consult with its Committee of Practitioners and is encouraged to consult with other stakeholders regarding its application for a School Improvement Grant.

Before submitting its application for a School Improvement Grant to the Department, the SEA must consult with its Committee of Practitioners established under section 1903(b) of the ESEA regarding the rules and policies contained therein.

- ✓ The SEA has consulted with its Committee of Practitioners regarding the information set forth in its application. A copy of the agenda is attached in Appendix I.

The SEA may also consult with other stakeholders that have an interest in its application. Copies of the meeting minutes are also attached in Appendix I.

- ✓ The SEA has consulted with other relevant stakeholders, including
 - Ohio Education Association
 - Ohio Federation of Teachers
 - The Ohio State University (Office of Outreach and Engagement)
 - Family and Civic Engagement for area school district
 - Ohio Association of Elementary School Administrators
 - Ohio Association of Secondary School Administrators

H. **WAIVERS: The final requirements invite an SEA to request waivers of the requirements set forth below. An SEA must list in its application those requirements for which it is seeking a waiver.**

Ohio requests a waiver of the requirements it has listed below. These waivers would allow any local educational agency (LEA) in the State that receives a School Improvement Grant to use those funds in accordance with the final requirements for School Improvement Grants and the LEA's application for a grant.

The State believes that the requested waiver(s) will increase the quality of instruction for students and improve the academic achievement of students in Tier I, Tier II, and Tier III schools by enabling an LEA to use more effectively the school improvement funds to implement one of the four school intervention models in its Tier I or Tier II schools and to carry out school improvement activities in its Tier III schools. The four school intervention models are specifically designed to raise substantially the achievement of students in the State's persistently lowest-achieving schools.

- ✓ Waive section 421(b) of the General Education Provisions Act (20 U.S.C. § 1225(b)) to extend the period of availability of school improvement funds for the SEA and all of its LEAs to September 30, 2013.
- ✓ Waive section 1116(b)(12) of the ESEA to permit LEAs to allow their Tier I schools that will implement a turnaround or restart model to "start over" in the school improvement timeline.
- ✓ Waive the 40 percent poverty eligibility threshold in section 1114(a)(1) of the ESEA to permit LEAs to implement a schoolwide program in a Tier I school that does not meet the poverty threshold.
- ✓ Waive sections 1003(g)(1) and (7) of the ESEA that limit the use of school improvement funds to Title I schools in improvement, corrective action, or restructuring to permit LEAs to use school improvement funds to serve Tier II schools.

The State assures that it will ensure that any LEA that chooses to implement one or more of these waivers will comply with section I.A.7 of the final requirements.

The State assures that it will permit an LEA to implement the waiver(s) only if the LEA receives a School Improvement Grant and requests to implement the waiver(s) in its application. As such, the LEA may only implement the waivers(s) in Tier I, Tier II, and Tier III schools, as applicable, included in its application.

The State assures that it will ensure that any LEA implementing the waiver of sections 1003(g)(1) and (7) provides each Tier II school served through the waiver all of the State and local funds it would have received in the absence of being served with school improvement funds through the waiver.

The State assures that, prior to submitting this request in its School Improvement Grant application, the State provided all LEAs in the State that are eligible to receive a School Improvement Grant with notice and a reasonable opportunity to comment on this request and has attached a copy of that notice as well as copies of any comments it received from LEAs. The State also assures that it provided notice and information regarding this waiver request to the public in the manner in which the State customarily provides such notice and information to the public (*e.g.*, by publishing a notice in the newspaper; by posting information on its Web site) and has attached a copy of, or link to, that notice.

The State assures that, if it is granted one or more of the waivers requested above, it will submit to the U.S. Department of Education a report that sets forth the name and NCES District Identification Number for each LEA implementing a waiver, including which specific waivers each LEA is implementing.

The following copies of information pertaining to the requested waivers are included in this application in Appendix B.

- A copy of the notice that Ohio provided to LEAs
- A copy of all comments received from LEAs
- A copy of, or link to, the notice the SEA provided to the public (screenshot of webpage)

PART II: LEA REQUIREMENTS

An SEA must develop an LEA application form that it will use to make subgrants of school improvement funds to eligible LEAs. That application must contain, at a minimum, the information set forth below. An SEA may include other information that it deems necessary in order to award school improvement funds to its LEAs.

LEA application meets the following requirements and is attached in Appendix G:

LEA APPLICATION REQUIREMENTS

A. SCHOOLS TO BE SERVED: An LEA must include the following information with respect to the schools it will serve with a School Improvement Grant.

A full listing of each eligible Tier I, Tier II, and Tier III school will be pre-populated into the CCIP electronic School Improvement Grant Application. Each LEA must then select if the school is to be served. If an LEA with Tier I and/or Tier II schools selects “NONE” in the *Intervention Model* field, they will be required to provide an explanation (see item #2 in this section).

This information is requested in the “Title I School Improvement Grant Building Overview Page”.

Title I School Improvement Grant Building Overview Page

| IRN | Building Name | Tier | School Improvement Status | Intervention Model |
|--------|---------------|----------|---------------------------|--------------------|
| 000001 | Building A | Tier I | SI Year 5 | None ▼ |
| 000002 | Building B | Tier II | SI Year 4 | None ▼ |
| 000003 | Building C | Tier III | SI Year 2 | None ▼ |
| 000004 | Building D | Tier III | Si Year 3 | None ▼ |

B. DESCRIPTIVE INFORMATION: An LEA must include the following information in its application for a School Improvement Grant.

- (1) For each Tier I and Tier II school that the LEA commits to serve, the LEA must demonstrate that—
- The LEA has analyzed the needs of each school and selected an intervention for each school

This information is requested in the “Title I School Improvement Grant Building Overview Page- Intervention Model” item and in the “Title I School Improvement Grant Building Overview Page- Indicators of Impact” item, as well as how this integrates into the Ohio Improvement Process (the LEA must describe how the selected intervention model or school improvement strategy matches the LEA’s needs and examines the root cause for the school’s identification of need for improvement (use of various data to analyze the needs of the LEA must include, but are not limited to student performance data, curriculum standards and assessment, effective teachers and leaders).

Title I School Improvement Grant Building Overview Page

| <u>Intervention Model</u> | <u>Indicators of Impact:</u> Reading, Math, graduation rate, model implementation, SI strategies |
|-------------------------------------------|--------------------------------------------------------------------------------------------------|
| None ▼ | |
| None ▼ | |
| None ▼ | |
| None ▼ | |

Integration into Ohio Improvement Process

How is this grant supported by your LEA(s)? Describe joint planning that occurred. Include OIP alignment information such as how the selected intervention model or school improvement strategy matches the LEA’s needs and examines the root cause for the school’s identification of need for improvement (use of various data to analyze the needs of the LEA must include, but are not limited to student performance data, curriculum standards and assessment, effective teachers and leaders).

and

- The LEA has the capacity to use school improvement funds to provide adequate resources and related support to each Tier I and Tier II school identified in the LEA’s application in order to implement, fully and effectively, the required activities of the school intervention model it has selected.

This information is requested in the “Project Summary” item.

Project Summary

Provide an overview of the proposed project, including a description of the following:

- The audience (who the project will directly impact);
- The educational goals/need (what the project strives to ultimately accomplish); and
- The activities (how the project will be carried out).

The summary should be written so that readers, including peer reviewers, will understand the overall concept of the application.

- (2) If the LEA is not applying to serve each Tier I school, the LEA must explain why it lacks capacity to serve each Tier I school. This information is requested in the following “Capacity to Implement” item.

Capacity to Implement

If LEA does not apply for one of the Tier I or Tier II schools, describe the lack of sufficient capacity to do so. LEA must address areas including, but not limited to if school is closing, number of Tier I and Tier II schools within the LEA, enrollment number of students, percentages of proficient students (Reading and Math). LEA must indicate if Tier III schools will be served.

- (3) The LEA must describe actions it has taken, or will take, to—
- Design and implement interventions consistent with the final requirements;

This information is requested in the following “Capacity to Implement” item.

Capacity to Implement

Design and implement interventions consistent with the final requirements: Tier I and Tier II will implement an intervention model;

Tier III school strategies, submit waiver request and complete requirements associated with waiver (schoolwide components)

- Recruit, screen, and select external providers, if applicable, to ensure their quality;
This information is requested in the following “Capacity to Implement” item.

Capacity to Implement

Recruit, screen, and select external providers, if applicable, to ensure their quality: LEA must address the following criteria when determining its own external providers within the selected criteria:

- proven track record of successful school improvement
- matched to the needs of the students and the interventions
- selected from list of approved external providers supplied by the Ohio Department of Education

- Align other resources with the interventions;
This information is requested in the “Alignment with Other Resources”

Alignment with Other Resources

Identify the additional and supporting resources (e.g. internal building, local community, business and partner schools) that will be utilized in the project and demonstrate how these resources will impact success. Please explain how your project will leverage other and supporting resources (fiscal, human, technical, etc.) in the implementation of the intervention model.

- Modify its practices or policies, if necessary, to enable its schools to implement the interventions fully and effectively; and

This information is requested in the following “Capacity to Implement” item.

Capacity to Implement

Modify its practices or policies, if necessary, to enable its schools to implement the interventions fully and effectively: The LEA should describe how it will address details contained in, but not limited to, negotiated agreements, board policies, Ohio Revised Code. It is the responsibility of the LEA submitting the application to secure such approval prior to submission of the application.

- Sustain the reforms after the funding period ends.

This information is requested in the following “Continuation” item.

Continuation

How will your initiative sustain itself if/when funding is reduced or ended? (feasibility of sustaining the initiative, reasonable, resources brought to the process to continue to support over time, leveraging existing resources)

- (4) The LEA must include a timeline delineating the steps it will take to implement the selected intervention in each Tier I and Tier II school identified in the LEA’s application.

This information is requested in the “Timeline” item.

Timeline

Include a timeline delineating the steps it will take to implement the selected intervention in each Tier I and Tier II school identified in the LEA’s application and services it will provide to each Tier III school. (tied to IMM tool)

- (5) The LEA must describe the annual goals for student achievement on the State’s assessments in both reading/language arts and mathematics that it has established in order to monitor its Tier I, II, and III schools that receive school improvement funds.

This information is requested in the “Program Evaluation/ Monitoring/Outcomes” item,

Program Evaluation/Monitoring/Outcomes

Describe the annual goals for student achievement on the State’s assessments in both reading/language arts and mathematics. State other annual goals of the project. How will you evaluate your progress in achieving your goals and objectives? Goals must be stated in the form of SMART (specific, measureable, achievable, realistic, time-bound) goals. Goals will be based on the use of the Ohio Improvement Process (particularly the decision framework).

as well as in the “Data Collection – Student Achievement” item.

Data Collection – Student Achievement

Determine how the selected intervention model will increase student achievement, and then measure the success of the intervention model. Applicants must describe the process used to select the intervention model and how the success of the implementation will be measured. Measures of success must be stated. Measures of success will be linked directly to the indicators of impact stated in the Building Overview page (reading, math, graduation rate, SI strategies, intervention models, etc.).

- (6) For each Tier III school the LEA commits to serve, the LEA must identify the services the school will receive or the activities the school will implement.

This information is requested in the “Goals, Strategies, and Action Steps” item (which is part of the CCIP planning tool).

Goals, Strategies and Action Steps

[Expand All](#) [Collapse All](#)

- (7) As appropriate, the LEA must consult with relevant stakeholders regarding the LEA’s application and implementation of school improvement models in its Tier I and Tier II schools.

This information is requested in the “Stakeholder Involvement/ Collaboration” item.

Stakeholder Involvement/Collaboration

Who are your major partners? Consult with various relevant stakeholders regarding the LEA’s application and implementation of school improvement models in its Tier I and Tier II schools school improvement strategies in Tier III schools.

Describe joint planning that occurred as well as the level of commitment among all parties (district and building level). Applicants must describe the stakeholder roles and their contributions to the success of the project.

C. BUDGET: An LEA must include a budget that indicates the amount of school improvement funds the LEA will use each year in each Tier I, Tier II, and Tier III school it commits to serve.

The LEA must provide a budget that indicates the amount of school improvement funds the LEA will use each year to—

- Implement the selected model in each Tier I and Tier II school it commits to serve;
- Conduct LEA-level activities designed to support implementation of the selected school intervention models in the LEA’s Tier I and Tier II schools; and
- Support school improvement activities, at the school or LEA level, for each Tier III school identified in the LEA’s application.

This information is requested in the “Budget” section of the CCIP application, as well as the following “Budget Narrative ” item.

Budget Narrative

The LEA must describe how funds will be used to implement the selected model in each Tier I and Tier II school it commits to serve; conduct LEA-level activities designed to support implementation of the selected school intervention models in the LEA’s Tier I and Tier II schools; and support school improvement activities, at the school or LEA level, for each Tier III school identified in the LEA’s application. Applicants must show how these funds will be spent. The application should include an explanation for each expenditure, its source if part of the match and how each expenditure aligns with project goals in an efficient and effective manner.

Note: An LEA’s budget must cover the period of availability, including any extension granted through a waiver, and be of sufficient size and scope to implement the selected school intervention model in each Tier I and Tier II school the LEA commits to serve.

This information is requested in the following “Budget Narrative ” item.

| Budget Narrative | | |
|---------------------------------------------------------|---------------------------------------------------------|---------------------------------------------------------|
| FY11 proposed LEA budget | FY12 proposed LEA budget | FY13 proposed LEA budget |
| <input style="width: 80px; height: 20px;" type="text"/> | <input style="width: 80px; height: 20px;" type="text"/> | <input style="width: 80px; height: 20px;" type="text"/> |

An LEA's budget for each year may not exceed the number of Tier I and Tier III schools it commits to serve multiplied by \$2,000,000. This requirement is met as there is a validation process in the electronic application to ensure the proper budget amounts are requested and awarded to the LEA.

D. ASSURANCES: An LEA must include the following assurances in its application for a School Improvement Grant.

As part of the electronic competitive application, the LEA must assure that it will comply with all Federal assurances and that it will—

1. Use its School Improvement Grant to implement fully and effectively an intervention in each Tier I and Tier II school that the LEA commits to serve consistent with the final requirements;
2. Establish annual goals for student achievement on the State's assessments in both reading/language arts and mathematics and measure progress on the leading indicators in section III of the final requirements in order to monitor each Tier I and Tier II school that it serves with school improvement funds;
3. If it implements a restart model in a Tier I or Tier II school, include in its contract or agreement terms and provisions to hold the charter operator, charter management organization, or education management organization accountable for complying with the final requirements; and
4. Report to the SEA the school-level data required under section III of the final requirements.

E. WAIVERS: If the SEA has requested any waivers of requirements applicable to the LEA’s School Improvement Grant, an LEA must indicate which of those waivers it intends to implement.

The LEA must check each waiver that the LEA will implement. If the LEA does not intend to implement the waiver with respect to each applicable school, the LEA must indicate for which schools it will implement the waiver.

- ✓ Extending the period of availability of school improvement funds.

Note: Ohio has requested waiver of the period of availability of school improvement funds. Upon receipt of the approval of the waiver, that waiver automatically applies to all LEAs in the State.

- ✓ “Starting over” in the school improvement timeline for Tier I schools implementing a turnaround or restart model.
- ✓ Implementing a schoolwide program in a Tier I school that does not meet the 40 percent poverty eligibility threshold.
- ✓ Serving a Tier II school

LEA applicants will indicate to the SEA that they are applying for a waiver of the above requirements as presented in the “Title I School Improvement Grant: Building Overview Page”.

Title I School Improvement Grant Building Overview Page

| <u>Building is served as a Schoolwide</u> OR <u>Apply for a waiver to implement a SW program in Tier I school that does not meet 40% poverty</u> | <u>Apply for a waiver to “start over” in SI timeline (only if implementing turnaround or restart model)</u> |
|--------------------------------------------------------------------------------------------------------------------------------------------------------|-------------------------------------------------------------------------------------------------------------|
| <input type="checkbox"/> | <input type="checkbox"/> |
| <input type="checkbox"/> | <input type="checkbox"/> |
| <input type="checkbox"/> | <input type="checkbox"/> |
| <input type="checkbox"/> | <input type="checkbox"/> |

Appendix A – List of Eligible Tier I, II, III Schools

Yellow shading denotes schools qualifying based on performance

Tan shading denotes schools qualifying based on graduation rate

| BIRN | School | Enroll 2009 (based on ADM count) | % Pov 2009 (EMIS) | SI 2010 | DIRN | District | Current Achieve % Prof 2009 | % Prof Over 5 Years (Progress) | LRC 2009 | 5 Year Grad Rate (2004-2008) | Title 1 Services 2010 | At-Risk of Closing | Exempt Close | Combined % Prof (current and over 5 years) | Rank for Lowest Performing (Tier 1 SIG) | SIG Tier |
|--------|-------------------------------------------|----------------------------------|-------------------|---------|--------|---------------------|-----------------------------|--------------------------------|----------|------------------------------|-----------------------|--------------------|--------------|--------------------------------------------|-----------------------------------------|----------|
| 143412 | Crittenton Community School | 90 | 40.3 | 3 | | | 8.7 | 14 | AE | | TA | Yes | | 11.35 | 726 | 1 |
| 026450 | Option Complex | 156 | 100.0 | 6 | 043786 | Cleveland Municipal | 4.2 | 20.7 | AE | 40.7 | SW-Exist | | | 12.45 | 725 | 1 |
| 009268 | Akron Opportunity Center | 106 | 70.1 | 1 | 043489 | Akron City | 14.7 | 12.4 | AE | | SW-New | | | 13.55 | 724 | 1 |
| 000700 | New City School | 113 | 25.2 | 3 | | | 19.6 | 15.2 | AE | | TA | | | 17.4 | 723 | 1 |
| 000623 | Summit Academy Middle School - Youngstown | 97 | 99.8 | 2 | | | 19.1 | 18.9 | AE | | TA | | Yes | 19 | 722 | 1 |
| 008066 | Lion of Judah Academy | 144 | 77.9 | 1 | | | 19 | 20.9 | AE | | TA | Close 2010 | | 19.95 | 721 | 1 |
| 000297 | Summit Academy Dayton | 48 | 71.2 | 2 | | | 24.4 | 17 | NR | | TA | | Yes | 20.7 | 720 | 1 |
| 000609 | Summit Academy Middle School - Lorain | 58 | 60.5 | 3 | | | 21.6 | 21.4 | AE | | TA | | Yes | 21.5 | 719 | 1 |
| 000396 | Mansfield Elective Academy | 37 | 90.6 | 1 | | | 17.5 | 26.1 | NR | | TA | | | 21.8 | 718 | 1 |
| 029371 | Patrick Henry School | 305 | 99.9 | 6 | 043786 | Cleveland Municipal | 23.2 | 21.9 | AE | 0 | SW-Exist | | | 22.55 | 717 | 1 |
| 036780 | William H Taft Elementary School | 234 | 92.9 | 10 | 043752 | Cincinnati City | 20.7 | 25.3 | AE | | SW-Exist | | | 23 | 716 | 1 |
| 000140 | Victory Academy of Toledo | 113 | 96.5 | 3 | | | 22.8 | 23.3 | AE | | SW-Exist | Yes | | 23.05 | 715 | 1 |
| 042002 | Woodland Hills School | 353 | 100.0 | 4 | 043786 | Cleveland Municipal | 20 | 27.6 | AE | | SW-Exist | | | 23.8 | 714 | 1 |
| 005827 | Champion Middle School | 288 | 99.4 | 7 | 043802 | Columbus City | 19.5 | 28.7 | AE | 0 | SW-Exist | | | 24.1 | 713 | 1 |
| 035253 | Southmoor Middle School | 302 | 97.7 | 5 | 043802 | Columbus City | 19.7 | 28.7 | AE | 0 | SW-Exist | | | 24.2 | 712 | 1 |
| 133306 | Summit Academy-Canton | 80 | 70.0 | 5 | | | 21.7 | 27.3 | AW | | TA | | Yes | 24.5 | 711 | 1 |
| 032797 | Rothenberg Preparatory Academy | 331 | 95.8 | 9 | 043752 | Cincinnati City | 21.6 | 28.5 | AE | | SW-Exist | | | 25.05 | 710 | 1 |
| 032102 | Robinson Middle School | 426 | 86.8 | 6 | 044909 | Toledo City | 24 | 27.6 | AE | | SW-Exist | | | 25.8 | 709 | 1 |
| 005637 | Carl & Louis Stokes Central Academy | 496 | 100.0 | 6 | 043786 | Cleveland Municipal | 23.5 | 28.8 | AE | 0 | SW-Exist | | | 26.15 | 708 | 1 |

| BIRN | School | Enroll 2009 (based on ADM count) | % Pov 2009 (EMIS) | SI 2010 | DIRN | District | Current Achieve % Prof 2009 | % Prof Over 5 Years (Progress) | LRC 2009 | 5 Year Grad Rate (2004-2008) | Title 1 Services 2010 | At-Risk of Closing | Exempt Close | Combined % Prof (current and over 5 years) | Rank for Lowest Performing (Tier 1 SIG) | SIG Tier |
|--------|------------------------------------------------------|----------------------------------|-------------------|---------|--------|---------------------|-----------------------------|--------------------------------|----------|------------------------------|-----------------------|--------------------|--------------|--------------------------------------------|-----------------------------------------|----------|
| 021543 | Franklin D. Roosevelt | 334 | 100.0 | 3 | 043786 | Cleveland Municipal | 25.3 | 27.9 | AE | | SW-Exist | | | 26.6 | 707 | 1 |
| 134288 | East End Comm Heritage School | 57 | 66.2 | 6 | | | 16.3 | 37.1 | NR | 48.5 | TA | Yes | | 26.7 | 706 | 1 |
| 143453 | Mollie Kessler | 63 | 78.8 | 5 | | | 24.5 | 29 | AE | | TA | | Yes | 26.75 | 705 | 1 |
| 023069 | Mary B Martin School | 398 | 100.0 | 2 | 043786 | Cleveland Municipal | 22.4 | 31.2 | AE | | SW-Exist | | | 26.8 | 704 | 1 |
| 000304 | Summit Academy Community School-Toledo | 132 | 85.3 | 3 | | | 27.9 | 26.9 | AE | | TA | | Yes | 27.4 | 703 | 1 |
| 033134 | South Avondale Elementary School | 684 | 96.0 | 8 | 043752 | Cincinnati City | 25.2 | 30 | AE | | SW-Exist | | | 27.6 | 702 | 1 |
| 000143 | George A. Phillips Academy | 85 | 70.5 | 4 | | | 26.2 | 29.3 | AE | | SW-Exist | Yes | | 27.75 | 701 | 1 |
| 062760 | Luis Munoz Marin School | 786 | 100.0 | 7 | 043786 | Cleveland Municipal | 25.2 | 31 | AE | 0 | SW-Exist | | | 28.1 | 700 | 1 |
| 000296 | Summit Academy Columbus | 37 | 67.6 | 2 | | | 24.2 | 32.5 | AW | | TA | | Yes | 28.35 | 699 | 1 |
| 015818 | George Hays - Jennie Porter | 420 | 97.0 | 2 | 043752 | Cincinnati City | 22.6 | 34.1 | AE | | SW-Exist | | | 28.35 | 699 | 1 |
| 133322 | Summit Academy-Lorain | 140 | 84.4 | 5 | | | 28.9 | 27.8 | AE | | TA | | Yes | 28.35 | 699 | 1 |
| 000629 | Summit Academy Community School - Painesville | 57 | 70.8 | 2 | | | 24.5 | 32.3 | AE | | TA | | Yes | 28.4 | 696 | 1 |
| 010421 | Keifer Alternative Center | 204 | 66.4 | 3 | 044818 | Springfield City | 25.5 | 31.8 | NR | 8.2 | SW-New | | | 28.65 | 695 | 1 |
| 001248 | Audubon | 435 | 100.0 | 6 | 043786 | Cleveland Municipal | 28.6 | 29.3 | AE | | SW-Exist | | | 28.95 | 694 | 1 |
| 040188 | Weinland Park Elementary School | 335 | 97.1 | 5 | 043802 | Columbus City | 26.1 | 31.9 | AE | | SW-Exist | | | 29 | 693 | 1 |
| 133918 | Academy Of Dayton | 124 | 97.6 | 2 | | | 28.8 | 29.4 | AE | | TA | Close 2010 | | 29.1 | 692 | 1 |
| 000277 | Scholarts Preparatory and Career Center for Children | 216 | 83.9 | 2 | | | 30.6 | 27.7 | AE | 100 | SW-New | Close 2010 | | 29.15 | 691 | 1 |
| 138099 | Welcome Center High | 321 | 97.2 | 1 | 043802 | Columbus City | 32.2 | 29.9 | AE | 6.7 | SW-New | | | 31.05 | 676 | 1 |
| 149047 | Goal Digital Academy | 335 | 63.5 | 2 | | | 42.5 | 44.4 | AE | 42.9 | TA | Close 2010 | | 43.45 | 558 | 1 |
| 008251 | Mahoning Valley | 127 | 86.5 | 1 | | | 55.2 | 48.6 | AE | 33.3 | TA | | | 51.9 | 450 | 1 |

| BIRN | School | Enroll 2009 (based on ADM count) | % Pov 2009 (EMIS) | SI 2010 | DIRN | District | Current Achieve % Prof 2009 | % Prof Over 5 Years (Progress) | LRC 2009 | 5 Year Grad Rate (2004-2008) | Title 1 Services 2010 | At-Risk of Closing | Exempt Close | Combined % Prof (current and over 5 years) | Rank for Lowest Performing (Tier 1 SIG) | SIG Tier |
|--------|-------------------------------------|----------------------------------|-------------------|---------|--------|---------------------|-----------------------------|--------------------------------|----------|------------------------------|-----------------------|--------------------|--------------|--------------------------------------------|-----------------------------------------|----------|
| | Opportunity Center | | | | | | | | | | | | | | | |
| 009480 | East High School | 701 | 100.0 | 6 | 043786 | Cleveland Municipal | 57.6 | 52.3 | AE | 38.7 | SW-Exist | | | 54.95 | 414 | 1 |
| 035071 | South High School | 880 | 99.9 | 6 | 043786 | Cleveland Municipal | 57.6 | 54.5 | AE | 42.1 | SW-Exist | | | 56.05 | 399 | 1 |
| 009555 | East Technical High School | 785 | 100.0 | 6 | 043786 | Cleveland Municipal | 58.2 | 54.1 | AW | 49.7 | SW-Exist | | | 56.15 | 398 | 1 |
| 013680 | Glenville High School | 1167 | 99.8 | 6 | 043786 | Cleveland Municipal | 53.8 | 58.7 | AE | 50.5 | SW-Exist | | | 56.25 | 397 | 1 |
| 149054 | Akron Digital Academy | 665 | 81.9 | 5 | | | 57.8 | 56.3 | AW | 32.9 | SW-New | | | 57.05 | 379 | 1 |
| 018382 | John F Kennedy High School | 978 | 100.0 | 6 | 043786 | Cleveland Municipal | 58.2 | 59.4 | AW | 53 | SW-Exist | | | 58.8 | 354 | 1 |
| 143537 | Virtual Community School Of Ohio | 1414 | 66.8 | 5 | | | 61 | 58.6 | AW | 48.3 | SW-Exist | | | 59.8 | 343 | 1 |
| 021030 | Linden-Mckinley High School | 452 | 91.5 | 2 | 043802 | Columbus City | 57.6 | 65.4 | AW | 55.5 | SW-Exist | | | 61.5 | 317 | 1 |
| 006940 | Collinwood High School | 898 | 100.0 | 6 | 043786 | Cleveland Municipal | 66.1 | 58.6 | AW | 53.8 | SW-Exist | | | 62.35 | 306 | 1 |
| 143396 | Alternative Education Academy | 1901 | 46.5 | 5 | | | 62.9 | 64.2 | CI | 40.9 | SW-Exist | | | 63.55 | 292 | 1 |
| 062315 | Lincoln-West High School | 1386 | 99.8 | 5 | 043786 | Cleveland Municipal | 62.1 | 65.1 | AW | 47.4 | SW-Exist | | | 63.6 | 289 | 1 |
| 133413 | Electronic Classroom Of Tomorrow | 8756 | 71.9 | 7 | | | 67.4 | 61.6 | CI | 29.2 | SW-Exist | | | 64.5 | 276 | 1 |
| 000162 | Newark Digital Academy | 113 | 43.8 | 1 | | | 62.5 | 67 | AW | 23.9 | TA | | | 64.75 | 273 | 1 |
| 093153 | Martin Luther King Jr Career Campus | 502 | 100.0 | 5 | 043786 | Cleveland Municipal | 76.5 | 58 | CI | 58.8 | SW-Exist | | | 67.25 | 235 | 1 |
| 143545 | Toledo Preparatory Academy | 119 | 57.8 | 4 | | | 91.6 | 47.8 | CI | 36.8 | SW-Exist | | | 69.7 | 205 | 1 |
| 040527 | West High School | 1014 | 80.1 | 4 | 043802 | Columbus City | 69.6 | 75.8 | CI | 54.5 | TA | | | 72.7 | 166 | 1 |

| BIRN | School | Enroll 2009 | SI 2010 | District | Current Achive % Prof 2009 | % Prof Over 5 Years (Progress) | LRC 2009 | 5 Year Grad Rate | Title 1 Eligible | Title 1 Services 2010 | Combined % Prof (current and over 5 years) | Rank for Lowest Performing (Tier 1 SIG) | SIG Tier |
|--------|---------------------------------------|-------------|---------|-------------------------------------------|----------------------------|--------------------------------|----------|------------------|------------------|-----------------------|--------------------------------------------|-----------------------------------------|----------|
| 002212 | Bellefaire | 85 | 0 | Cleveland Heights-University Heights City | 21.4 | 38.2 | NR | 92 | Y | | 29.8 | 204 | 2 |
| 142224 | Odyssey: School of Possibilities | 90 | 5 | Youngstown City Schools | 37.7 | 24 | AE | 13.3 | Y | Comp | 30.85 | 203 | 2 |
| 135566 | Alternative High School | 59 | 0 | Mansfield City | 62.5 | 42.6 | NR | 10.6 | Y | Comp | 52.55 | 202 | 2 |
| 031138 | East High School | 1000 | 5 | Youngstown City Schools | 56.1 | 57.5 | AW | 68.3 | Y | Comp | 56.8 | 201 | 2 |
| 023986 | Meadowdale High School | 939 | 5 | Dayton City | 56.3 | 60.4 | AE | 82.1 | Y | | 58.35 | 200 | 2 |
| 002303 | Belmont High School | 907 | 6 | Dayton City | 59.2 | 61.3 | AW | 67.7 | Y | | 60.25 | 199 | 2 |
| 000513 | Alum Crest High School | 137 | 0 | Columbus City | 57.7 | 64.6 | CI | 65.6 | Y | Comp | 61.15 | 198 | 2 |
| 008821 | Dunbar High School | 564 | 6 | Dayton City | 66.3 | 59.6 | CI | 77.5 | Y | | 62.95 | 197 | 2 |
| 147520 | Woodward Career Technical High School | 1155 | 3 | Cincinnati City | 63.5 | 62.8 | AW | 78 | Y | | 63.15 | 196 | 2 |
| 008296 | Progressive Academy | 396 | 2 | Lima City | 63.9 | 64 | CI | 75.2 | Y | | 63.95 | 195 | 2 |
| 000467 | Hamilton Education Center | 179 | 3 | Hamilton City | 75 | 56.1 | CI | 45.5 | Y | | 65.55 | 191 | 2 |
| 142398 | Virtual High School | 219 | 2 | Cincinnati City | 68.9 | 71.9 | AW | 15.9 | Y | | 70.4 | 186 | 2 |
| 135236 | Opportunity | 45 | 0 | Wooster City | 82.4 | 65.6 | EFF | 50 | Y | Comp | 74 | 174 | 2 |

| BIRN | School | Enroll 2009 | % Pov 2009 (EMIS) | SI 2010 | DIRN | District | Current Achive % Prof 2009 | % Prof Over 5 Years (Progress) | LRC 2009 | 5 Year Grad Rate (2004-2008) | Title 1 Services 2010 | At-Risk of Closing | Exmpt Close | Combined % Prof (current and over 5 years) | Rank for Lowest Performing (Tier 1 SIG) | SIG Tier |
|--------|-----------------------------------------------|-------------|-------------------|---------|--------|-------------------------|----------------------------|--------------------------------|----------|------------------------------|-----------------------|--------------------|-------------|--------------------------------------------|-----------------------------------------|----------|
| 008023 | Alpha: School of Excellence for Boys | 276 | 96.9 | 3 | 045161 | Youngstown City Schools | 26.7 | 31.7 | AE | | SW-Exist | | | 29.2 | 690 | 3 |
| 000026 | Albert B Hart | 400 | 100.0 | 8 | 043786 | Cleveland Municipal | 25.4 | 33.3 | AE | | SW-Exist | | | 29.35 | 689 | 3 |
| 000306 | Summit Academy Cincinnati | 60 | 55.0 | 2 | | | 27.8 | 30.9 | AE | | TA | | Yes | 29.35 | 688 | 3 |
| 008286 | Harvard Avenue Community School | 566 | 80.1 | 2 | | | 33.5 | 25.8 | AE | | TA | | | 29.65 | 687 | 3 |
| 018523 | Samuel M. Jones at Gunckel Park Middle School | 499 | 89.7 | 6 | 044909 | Toledo City | 28 | 31.5 | AE | | SW-Exist | | | 29.75 | 686 | 3 |
| 038257 | E. J. Brown PreK-8 School | 361 | 100.0 | 3 | 043844 | Dayton City | 28.5 | 31.5 | AE | | SW-Exist | | | 30 | 685 | 3 |
| 007369 | Rosa Parks PreK-8 School | 427 | 99.9 | 5 | 043844 | Dayton City | 29.7 | 30.7 | AE | | SW-Exist | | | 30.2 | 684 | 3 |
| 038927 | Wade Park | 177 | 99.9 | 3 | 043786 | Cleveland Municipal | 32.3 | 29.2 | AE | | SW-Exist | | | 30.75 | 683 | 3 |
| 065573 | Marion-Sterling Elementary School | 502 | 100.0 | 3 | 043786 | Cleveland Municipal | 27.7 | 33.9 | AE | | SW-Exist | | | 30.8 | 682 | 3 |
| 008698 | Frederick Douglass Elementary School | 422 | 97.4 | 3 | 043752 | Cincinnati City | 31.8 | 30 | AW | | SW-Exist | | | 30.9 | 681 | 3 |
| 009178 | Romig Road Community School | 452 | 64.7 | 1 | | | 31.5 | 30.4 | AE | | TA | | | 30.95 | 680 | 3 |
| 026443 | Nathan Hale School | 311 | 100.0 | 8 | 043786 | Cleveland Municipal | 35.5 | 26.5 | AE | 0 | SW-Exist | | | 31 | 679 | 3 |
| 023085 | Mary M Bethune | 344 | 100.0 | 3 | 043786 | Cleveland Municipal | 23.8 | 38.2 | AE | | SW-Exist | | | 31 | 679 | 3 |
| 029892 | Pickett Elementary School | 369 | 89.6 | 10 | 044909 | Toledo City | 30.5 | 31.5 | AE | | SW-Exist | | | 31 | 679 | 3 |
| 000729 | Andrew J Rickoff | 552 | 100.0 | 7 | 043786 | Cleveland Municipal | 29.7 | 32.5 | AE | | SW-Exist | | | 31.1 | 675 | 3 |
| 029421 | Paul Revere Elementary School | 395 | 100.0 | 4 | 043786 | Cleveland Municipal | 31.5 | 30.7 | AE | | SW-Exist | | | 31.1 | 675 | 3 |
| 032052 | Robert Fulton School | 282 | 100.0 | 3 | 043786 | Cleveland Municipal | 31.4 | 31.3 | AE | | SW-Exist | | | 31.35 | 673 | 3 |
| 006015 | Chase Elementary | 393 | 92.2 | 4 | 043752 | Cincinnati City | 30 | 33.1 | AE | 0 | SW-Exist | | | 31.55 | 672 | 3 |

| BIRN | School | Enroll 2009 | % Pov 2009 (EMIS) | SI 2010 | DIRN | District | Current Achive % Prof 2009 | % Prof Over 5 Years (Progre ss) | LRC 2009 | 5 Year Grad Rate (2004-2008) | Title 1 Services 2010 | At-Risk of Closing | Exm pt Clos e | Combined % Prof (current and over 5 years) | Rank for Lowest Performg (Tier 1 SIG) | SIG Tier |
|--------|---------------------------------------|-------------|--------------------|---------|--------|-------------------------|----------------------------|---------------------------------|----------|------------------------------|-----------------------|--------------------|---------------|--------------------------------------------|---------------------------------------|----------|
| | School | | | | | | | | | | | | | | | |
| 020974 | Lincoln Park Elementary School | 323 | 98.0 | 4 | 043802 | Columbus City | 35.6 | 27.7 | AW | | SW-Exist | | | 31.65 | 671 | 3 |
| 000362 | Bridges Learning Center | 91 | 90.3 | 2 | 043489 | Akron City | 27.9 | 35.7 | AE | | SW-Exist | | | 31.8 | 670 | 3 |
| 000949 | Villaview Lighthouse Community School | 72 | 97.3 | 1 | | | 32.6 | 31.2 | AE | | SW-Exist | Yes | | 31.9 | 669 | 3 |
| 041921 | Wogaman PreK-8 School | 431 | 100.0 | 2 | 043844 | Dayton City | 29.5 | 34.5 | AE | | SW-Exist | | | 32 | 668 | 3 |
| 009192 | Foundation Academy | 167 | 83.0 | 1 | | | 34.2 | 29.9 | AE | | SW-New | | | 32.05 | 667 | 3 |
| 132779 | Summit Academy Middle School-Akron | 48 | 72.8 | 3 | | | 35.1 | 29 | AE | | TA | | Yes | 32.05 | 667 | 3 |
| 032177 | Rockdale Academy Elementary School | 430 | 89.6 | 6 | 043752 | Cincinnati City | 30.4 | 34 | AE | 0 | SW-Exist | | | 32.2 | 665 | 3 |
| 000909 | V L T Academy | 568 | 35.1 | 3 | | | 35.3 | 29.3 | AW | | SW-New | | | 32.3 | 664 | 3 |
| 002071 | Beery Middle School | 288 | 96.4 | 5 | 043802 | Columbus City | 30.3 | 34.3 | AE | | SW-Exist | | | 32.3 | 664 | 3 |
| 025874 | Genesis Academy | 92 | 100.0 | 6 | 043786 | Cleveland Municipal | 33.3 | 31.5 | AE | | SW-Exist | | | 32.4 | 662 | 3 |
| 009506 | P. Ross Berry Middle School | 400 | 97.0 | 5 | 045161 | Youngstown City Schools | 31.3 | 33.9 | AE | | SW-Exist | | | 32.6 | 661 | 3 |
| 000557 | Columbus Arts & Technology Academy | 467 | 86.9 | 4 | | | 35 | 30.6 | AE | | SW-Exist | Yes | | 32.8 | 660 | 3 |
| 000784 | Academy of Columbus | 403 | 90.3 | 3 | | | 31.1 | 34.8 | AE | | SW-New | Yes | | 32.95 | 659 | 3 |
| 008417 | Deshler Elementary School | 238 | 94.5 | 8 | 043802 | Columbus City | 31.9 | 34.1 | AE | | SW-Exist | | | 33 | 658 | 3 |
| 000946 | Cleveland Lighthouse Community School | 237 | 91.2 | 2 | | | 34.5 | 31.6 | AE | | SW-Exist | | | 33.05 | 657 | 3 |
| 134262 | Academy Of Business & Tech | 201 | 79.0 | 6 | | | 31.2 | 35 | AE | 0 | TA | Close 2010 | | 33.1 | 656 | 3 |
| 018358 | John D Rockefeller Elementary School | 237 | 100.0 | 3 | 043786 | Cleveland Municipal | 33.7 | 32.6 | AE | | SW-Exist | | | 33.15 | 655 | 3 |
| 037747 | Union Elementary School | 251 | 100.0 | 4 | 043786 | Cleveland Municipal | 27.6 | 38.8 | AE | | SW-Exist | | | 33.2 | 654 | 3 |
| 009662 | Eastmoor Middle School | 365 | 95.1 | 6 | 043802 | Columbus City | 30.9 | 35.8 | AE | | SW-Exist | | | 33.35 | 653 | 3 |
| 007984 | Youngstown Academy of Excellence | 208 | 87.4 | 1 | | | 37.1 | 29.7 | AE | | SW-New | | | 33.4 | 652 | 3 |
| 000224 | Adlai Stevenson School | 286 | 100.0 | 3 | 043786 | Cleveland Municipal | 33.5 | 34.1 | AE | | SW-Exist | | | 33.8 | 651 | 3 |
| 009181 | Clay Avenue Community School | 241 | 95.0 | 1 | | | 33.1 | 34.7 | AE | | TA | | | 33.9 | 650 | 3 |

| BIRN | School | Enroll 2009 | % Pov 2009 (EMIS) | SI 2010 | DIRN | District | Current Achive % Prof 2009 | % Prof Over 5 Years (Progre ss) | LRC 2009 | 5 Year Grad Rate (2004-2008) | Title 1 Services 2010 | At-Risk of Closing | Exm pt Clos e | Combined % Prof (current and over 5 years) | Rank for Lowest Performig (Tier 1 SIG) | SIG Tier |
|--------|-----------------------------------------------------------|-------------|--------------------|---------|--------|---------------------|----------------------------|---------------------------------|----------|------------------------------|-----------------------|--------------------|---------------|--------------------------------------------|----------------------------------------|----------|
| 011262 | Fairview Elementary School | 362 | 100.0 | 10 | 043844 | Dayton City | 34 | 34 | AE | | SW-Exist | | | 34 | 649 | 3 |
| 015982 | Heyl Avenue Elementary School | 221 | 97.5 | 5 | 043802 | Columbus City | 33.5 | 34.5 | AE | | SW-Exist | | | 34 | 649 | 3 |
| 148973 | Paul Laurence Dunbar Academy | 179 | 88.7 | 5 | | | 33.3 | 34.7 | AE | | TA | Close 2010 | | 34 | 649 | 3 |
| 062778 | Joseph M Gallagher School | 788 | 100.0 | 8 | 043786 | Cleveland Municipal | 31.6 | 37 | AE | | SW-Exist | | | 34.3 | 646 | 3 |
| 000828 | Anton Grdina | 485 | 100.0 | 3 | 043786 | Cleveland Municipal | 31.5 | 37.3 | AE | | SW-Exist | | | 34.4 | 645 | 3 |
| 005942 | Charles W Eliot School | 317 | 100.0 | 5 | 043786 | Cleveland Municipal | 30.7 | 38.2 | AE | | SW-Exist | | | 34.45 | 644 | 3 |
| 024067 | Medina Middle School | 407 | 94.4 | 6 | 043802 | Columbus City | 31 | 38 | AE | 0 | SW-Exist | | | 34.5 | 643 | 3 |
| 007995 | Cleveland Arts and Social Sciences Academy | 175 | 91.5 | 3 | | | 41.4 | 27.9 | AE | | SW-New | | | 34.65 | 642 | 3 |
| 018119 | Westwood PreK-8 School | 414 | 100.0 | 6 | 043844 | Dayton City | 29.6 | 40.3 | AE | | SW-Exist | | | 34.95 | 641 | 3 |
| 010033 | Edison PreK-7 School @ Fairview | 358 | 100.0 | 8 | 043844 | Dayton City | 35.5 | 34.7 | AE | | SW-Exist | | | 35.1 | 640 | 3 |
| 024927 | Ethel M. Taylor Academy | 447 | 88.2 | 3 | 043752 | Cincinnati City | 32 | 38.3 | AE | | SW-Exist | | | 35.15 | 639 | 3 |
| 024687 | Miles School | 314 | 100.0 | 4 | 043786 | Cleveland Municipal | 35.7 | 35.4 | AE | | SW-Exist | | | 35.55 | 638 | 3 |
| 148320 | Roll Hill School | 598 | 95.8 | 3 | 043752 | Cincinnati City | 34.4 | 36.8 | AE | | SW-Exist | | | 35.6 | 637 | 3 |
| 015073 | Hannah Gibbons-Nottingham Elementary School | 237 | 100.0 | 3 | 043786 | Cleveland Municipal | 32.4 | 39.3 | AE | | SW-Exist | | | 35.85 | 636 | 3 |
| 009221 | Toni Wofford Morrison ES | 396 | 89.6 | 1 | 044263 | Lorain City | 33.7 | 38.2 | AE | | SW-Exist | | | 35.95 | 635 | 3 |
| 132746 | Summit Academy-Middletown | 47 | 49.8 | 4 | | | 37.5 | 34.4 | AE | | TA | | Yes | 35.95 | 635 | 3 |
| 133587 | Summit Academy Community School for Alt Learners of Akron | 108 | 72.7 | 2 | | | 34.1 | 37.8 | CI | | TA | | Yes | 35.95 | 635 | 3 |
| 007982 | Academy of Arts and Humanities | 305 | 84.3 | 1 | | | 38.6 | 33.8 | CI | | SW-New | Close 2010 | | 36.2 | 632 | 3 |
| 005066 | Case | 425 | 100.0 | 3 | 043786 | Cleveland Municipal | 33 | 39.7 | AE | | SW-Exist | | | 36.35 | 631 | 3 |
| 011312 | Fairwood Alternative Elementary School | 402 | 97.0 | 3 | 043802 | Columbus City | 32.1 | 40.6 | AE | | SW-Exist | | | 36.35 | 631 | 3 |

| BIRN | School | Enroll 2009 | % Pov 2009 (EMIS) | SI 2010 | DIRN | District | Current Achive % Prof 2009 | % Prof Over 5 Years (Progress) | LRC 2009 | 5 Year Grad Rate (2004-2008) | Title 1 Services 2010 | At-Risk of Closing | Exmpt Close | Combined % Prof (current and over 5 years) | Rank for Lowest Performing (Tier 1 SIG) | SIG Tier |
|--------|------------------------------------------------------|-------------|-------------------|---------|--------|-------------------------|----------------------------|--------------------------------|----------|------------------------------|-----------------------|--------------------|-------------|--------------------------------------------|-----------------------------------------|----------|
| 000302 | Summit Academy Secondary School-Parma | 168 | 63.2 | 2 | | | 36.6 | 36.2 | AE | | TA | | Yes | 36.4 | 629 | 3 |
| 018432 | John W Raper School | 384 | 100.0 | 1 | 043786 | Cleveland Municipal | 33.3 | 39.7 | AE | | SW-Exist | | | 36.5 | 628 | 3 |
| 017467 | Iowa-Maple Elementary School | 317 | 99.8 | 3 | 043786 | Cleveland Municipal | 35.9 | 37.3 | AE | | SW-Exist | | | 36.6 | 627 | 3 |
| 000564 | Virtual Schoolhouse, Inc. | 399 | 85.1 | 4 | | | 41.3 | 32 | AE | 62.4 | SW-Exist | | Yes | 36.65 | 626 | 3 |
| 015578 | Harvey Rice Elementary School | 233 | 100.0 | 3 | 043786 | Cleveland Municipal | 34.5 | 38.8 | AE | | SW-Exist | | | 36.65 | 626 | 3 |
| 142976 | Englewood Peace Academy | 209 | 76.8 | 4 | | | 34.8 | 38.5 | AE | | SW-Exist | Close 2010 | | 36.65 | 626 | 3 |
| 017442 | Indianola Math, Science and Technology Middle School | 406 | 97.4 | 9 | 043802 | Columbus City | 36.7 | 36.6 | AE | | SW-Exist | | | 36.65 | 623 | 3 |
| 032060 | Robert H Jamison School | 503 | 100.0 | 5 | 043786 | Cleveland Municipal | 35.2 | 38.1 | AE | | SW-Exist | | | 36.65 | 623 | 3 |
| 041517 | Willow School | 218 | 100.0 | 3 | 043786 | Cleveland Municipal | 32.1 | 41.6 | AE | | SW-Exist | | | 36.85 | 621 | 3 |
| 041467 | Williamson Elementary School | 373 | 97.7 | 3 | 045161 | Youngstown City Schools | 31.8 | 42.5 | AE | | SW-Exist | | | 37.15 | 620 | 3 |
| 015834 | Hedges Elementary School | 274 | 86.8 | 4 | 044297 | Mansfield City | 34.5 | 39.9 | AE | | SW-Exist | | | 37.2 | 619 | 3 |
| 000139 | Alliance Academy of Cincinnati | 419 | 97.9 | 4 | | | 40.1 | 34.5 | AE | | SW-Exist | | | 37.3 | 618 | 3 |
| 005900 | Charles Dickens School | 319 | 100.0 | 5 | 043786 | Cleveland Municipal | 37.2 | 37.5 | AE | | SW-Exist | | | 37.35 | 617 | 3 |
| 030957 | Quebec Heights Elementary School | 326 | 92.9 | 5 | 043752 | Cincinnati City | 35.6 | 39.2 | AE | | SW-Exist | | | 37.4 | 616 | 3 |
| 008987 | East Clark | 477 | 100.0 | 3 | 043786 | Cleveland Municipal | 35.3 | 39.6 | AE | | SW-Exist | | | 37.45 | 615 | 3 |
| 025726 | Mt. Airy Elementary School | 725 | 88.2 | 6 | 043752 | Cincinnati City | 34.8 | 40.5 | AE | | SW-Exist | | | 37.65 | 614 | 3 |
| 029389 | Patterson/Kennedy PreK-8 School | 653 | 100.0 | 5 | 043844 | Dayton City | 34.3 | 41.2 | AE | | SW-Exist | | | 37.75 | 613 | 3 |
| 035824 | Starling Middle School | 334 | 96.9 | 5 | 043802 | Columbus City | 36.1 | 39.8 | AE | | SW-Exist | | | 37.95 | 612 | 3 |
| 003137 | Bolton | 315 | 100.0 | 1 | 043786 | Cleveland Municipal | 32.8 | 43.2 | AE | | SW-Exist | | | 38 | 611 | 3 |
| 012740 | Fulton Elementary School | 288 | 91.4 | 5 | 044818 | Springfield City | 34.7 | 41.3 | AE | | SW-Exist | | | 38 | 611 | 3 |
| 000677 | New Day Academy Boarding & Day School | 166 | 64.4 | 2 | | | 42.5 | 33.7 | AE | | TA | Close 2010 | | 38.1 | 609 | 3 |

| BIRN | School | Enroll 2009 | % Pov 2009 (EMIS) | SI 2010 | DIRN | District | Current Achieve % Prof 2009 | % Prof Over 5 Years (Progre ss) | LRC 2009 | 5 Year Grad Rate (2004-2008) | Title 1 Services 2010 | At-Risk of Closing | Exm pt Clos e | Combined % Prof (current and over 5 years) | Rank for Lowest Performing (Tier 1 SIG) | SIG Tier |
|--------|--------------------------------------|-------------|--------------------|---------|--------|-------------------------------------|-----------------------------|---------------------------------|----------|------------------------------|-----------------------|--------------------|---------------|--------------------------------------------|-----------------------------------------|----------|
| 134171 | Meadows Choice Community | 158 | 97.7 | 1 | | | 44 | 32.7 | AE | 0 | SW-Exist | Yes | | 38.35 | 608 | 3 |
| 014936 | Leverette Middle School | 537 | 93.3 | 6 | 044909 | Toledo City | 41.1 | 35.8 | AW | | SW-Exist | | | 38.45 | 607 | 3 |
| 008000 | Mansfield Preparatory Academy | 142 | 82.8 | 1 | | | 41.6 | 35.6 | AW | | SW-New | | | 38.6 | 606 | 3 |
| 134080 | Eagle Heights Academy | 760 | 89.1 | 3 | | | 38.7 | 38.6 | AE | | SW-Exist | Close 2010 | | 38.65 | 605 | 3 |
| 147280 | Rees E. Price Elementary School | 734 | 95.3 | 1 | 043752 | Cincinnati City | 36.3 | 41.3 | AE | | SW-Exist | | | 38.8 | 604 | 3 |
| 003665 | Broadleigh Elementary School | 338 | 94.2 | 4 | 043802 | Columbus City | 39.3 | 38.9 | AE | | SW-Exist | | | 39.1 | 603 | 3 |
| 034389 | Sherman Elementary School | 507 | 96.0 | 3 | 044909 | Toledo City | 41.2 | 37 | AE | | SW-Exist | | | 39.1 | 602 | 3 |
| 041749 | Windsor Elementary School | 333 | 98.2 | 3 | 043802 | Columbus City | 42.4 | 35.9 | AW | | SW-Exist | | | 39.15 | 601 | 3 |
| 012682 | Fullerton School | 379 | 100.0 | 4 | 043786 | Cleveland Municipal | 36.7 | 42.2 | AE | | SW-Exist | | | 39.45 | 600 | 3 |
| 010561 | Emile B Desauze Elementary School | 313 | 100.0 | 1 | 043786 | Cleveland Municipal | 36.1 | 42.9 | AE | | SW-Exist | | | 39.5 | 599 | 3 |
| 014902 | Hamilton Elementary School | 381 | 95.7 | 5 | 043802 | Columbus City | 39.5 | 39.6 | AE | | SW-Exist | | | 39.55 | 598 | 3 |
| 008061 | Arts and Science Preparatory Academy | 174 | 87.2 | 1 | | | 41.4 | 38.3 | AE | | SW-New | | | 39.85 | 597 | 3 |
| 134148 | Aurora Academy | 155 | 97.6 | 4 | | | 41.9 | 37.8 | AE | | TA | | | 39.85 | 597 | 3 |
| 008281 | South Scioto Academy | 181 | 96.7 | 1 | | | 43.1 | 36.6 | AW | | TA | | | 39.85 | 595 | 3 |
| 006387 | Watkins Elementary School | 382 | 89.3 | 1 | 043802 | Columbus City | 35.4 | 44.4 | AE | | SW-Exist | | | 39.9 | 594 | 3 |
| 021147 | Livingston Elementary School | 210 | 97.2 | 8 | 043802 | Columbus City | 34.8 | 45 | AE | | SW-Exist | | | 39.9 | 594 | 3 |
| 003772 | Brooklawn | 271 | 100.0 | 4 | 043786 | Cleveland Municipal | 39 | 41.1 | AE | | SW-Exist | | | 40.05 | 592 | 3 |
| 030312 | Pleasant Ridge Montessori School | 542 | 72.1 | 7 | 043752 | Cincinnati City | 37.4 | 42.8 | AE | | SW-Exist | | | 40.1 | 591 | 3 |
| 024695 | Miles Park School | 430 | 100.0 | 2 | 043786 | Cleveland Municipal | 32.9 | 47.6 | AE | 0 | SW-Exist | | | 40.25 | 590 | 3 |
| 038679 | Heritage Middle School | 495 | 92.4 | 6 | 043901 | East Cleveland City School District | 40.1 | 40.5 | AE | | SW-Exist | | | 40.3 | 589 | 3 |
| 000435 | Eastgate Elementary School | 282 | 93.1 | 3 | 043802 | Columbus City | 37.6 | 43.1 | AE | | SW-Exist | | | 40.35 | 588 | 3 |
| 143461 | Marcus Garvey Academy | 148 | 99.2 | 2 | | | 43.9 | 37 | CI | | TA | | | 40.45 | 587 | 3 |

| BIRN | School | Enroll 2009 | % Pov 2009 (EMIS) | SI 2010 | DIRN | District | Current Achive % Prof 2009 | % Prof Over 5 Years (Progre ss) | LRC 2009 | 5 Year Grad Rate (2004-2008) | Title 1 Services 2010 | At-Risk of Closing | Exm pt Clos e | Combined % Prof (current and over 5 years) | Rank for Lowest Performing (Tier 1 SIG) | SIG Tier |
|--------|--------------------------------------------------|-------------|--------------------|---------|--------|-------------------------|----------------------------|---------------------------------|----------|------------------------------|-----------------------|--------------------|---------------|--------------------------------------------|-----------------------------------------|----------|
| 035097 | Lima South Middle School | 339 | 87.1 | 5 | 044222 | Lima City | 41.5 | 39.5 | AE | | SW-Exist | | | 40.5 | 586 | 3 |
| 000553 | Columbus Humanities, Arts and Technology Academy | 355 | 81.0 | 3 | | | 44.3 | 36.9 | AW | | SW-New | | | 40.6 | 585 | 3 |
| 000875 | Westside Academy | 121 | 98.3 | 1 | | | 48.3 | 33.3 | CI | | TA | | | 40.8 | 584 | 3 |
| 039149 | Walton School | 553 | 100.0 | 4 | 043786 | Cleveland Municipal | 43.3 | 38.3 | AW | | SW-Exist | | | 40.8 | 584 | 3 |
| 030288 | Pleasant Hill Elementary School | 720 | 87.8 | 8 | 043752 | Cincinnati City | 40.6 | 41.4 | AE | | SW-Exist | | | 41 | 582 | 3 |
| 143370 | Granville T Woods Comm Shule | 52 | 85.6 | 1 | | | 43.2 | 39.1 | NR | | TA | Yes | | 41.15 | 581 | 3 |
| 019455 | Lagrange Elementary School | 311 | 93.8 | 3 | 044909 | Toledo City | 44.6 | 38.7 | AW | | SW-Exist | | | 41.65 | 580 | 3 |
| 006056 | Rosa Parks Elementary School | 348 | 85.7 | 6 | 044909 | Toledo City | 44.8 | 38.8 | AW | | SW-Exist | | | 41.8 | 579 | 3 |
| 006007 | Chase Elementary School | 207 | 94.2 | 6 | 044909 | Toledo City | 44.7 | 39.3 | CI | | SW-Exist | | | 42 | 578 | 3 |
| 023978 | Meadowdale PreK-8 School | 448 | 100.0 | 3 | 043844 | Dayton City | 40.3 | 43.9 | AE | | SW-Exist | | | 42.1 | 577 | 3 |
| 134197 | Hope Academy Chapelside Campus | 455 | 94.0 | 3 | | | 41.8 | 42.5 | AE | 0 | SW-Exist | Yes | | 42.15 | 576 | 3 |
| 028423 | Ohio Avenue Elementary School | 363 | 96.9 | 6 | 043802 | Columbus City | 42.1 | 42.5 | AE | | SW-Exist | | | 42.3 | 575 | 3 |
| 008065 | Imani Learning Academy | 138 | 38.0 | 3 | | | 47.8 | 37.1 | AW | | TA | | | 42.45 | 574 | 3 |
| 008060 | Daniel E Morgan School | 406 | 100.0 | 3 | 043786 | Cleveland Municipal | 39.1 | 45.9 | AE | | SW-Exist | | | 42.5 | 573 | 3 |
| 133561 | Millennium Community | 570 | 81.7 | 5 | | | 44.2 | 40.8 | AE | | SW-Exist | Yes | | 42.5 | 573 | 3 |
| 033258 | South Mifflin Elementary School | 307 | 91.0 | 6 | 043802 | Columbus City | 43 | 42.2 | AE | | SW-Exist | | | 42.6 | 571 | 3 |
| 020024 | Leawood Elementary School | 269 | 93.6 | 2 | 043802 | Columbus City | 40.1 | 45.2 | AE | | SW-Exist | | | 42.65 | 570 | 3 |
| 143529 | North Dayton School Of Science & Discovery | 613 | 90.9 | 5 | | | 39.2 | 46.1 | AE | | SW-Exist | Yes | | 42.65 | 570 | 3 |
| 009109 | Willard Avenue K-8 School | 1002 | 84.9 | 1 | 044990 | Warren City | 42.6 | 42.8 | AE | | SW-Exist | | | 42.7 | 568 | 3 |
| 022301 | Malabar Middle School | 613 | 77.0 | 6 | 044297 | Mansfield City | 39.5 | 46.2 | AE | | SW-New | | | 42.85 | 567 | 3 |
| 036798 | Taft Elementary School | 478 | 94.3 | 8 | 045161 | Youngstown City Schools | 38.3 | 47.5 | AE | | SW-Exist | | | 42.9 | 566 | 3 |
| 004952 | Louise Troy PreK-8 | 417 | 99.7 | 2 | 043844 | Dayton City | 37.4 | 48.5 | AE | | SW-Exist | | | 42.95 | 565 | 3 |

| BIRN | School | Enroll 2009 | % Pov 2009 (EMIS) | SI 2010 | DIRN | District | Current Achieve % Prof 2009 | % Prof Over 5 Years (Progress) | LRC 2009 | 5 Year Grad Rate (2004-2008) | Title 1 Services 2010 | At-Risk of Closing | Exmpt Close | Combined % Prof (current and over 5 years) | Rank for Lowest Performing (Tier 1 SIG) | SIG Tier |
|--------|---------------------------------------|-------------|-------------------|---------|--------|-------------------------------------|-----------------------------|--------------------------------|----------|------------------------------|-----------------------|--------------------|-------------|--------------------------------------------|-----------------------------------------|----------|
| | School | | | | | | | | | | | | | | | |
| 013979 | Gracemount | 432 | 100.0 | 3 | 043786 | Cleveland Municipal | 40.7 | 45.3 | AE | | SW-Exist | | | 43 | 564 | 3 |
| 024653 | Cassady Alternative Elementary School | 326 | 94.0 | 3 | 043802 | Columbus City | 44.6 | 41.5 | AW | | SW-Exist | | | 43.05 | 563 | 3 |
| 013292 | George Washington Carver | 412 | 100.0 | 3 | 043786 | Cleveland Municipal | 39.8 | 46.6 | AE | | SW-Exist | | | 43.2 | 562 | 3 |
| 025650 | Mound Elementary School | 241 | 100.0 | 3 | 043786 | Cleveland Municipal | 44.4 | 42.1 | AW | | SW-Exist | | | 43.25 | 561 | 3 |
| 134189 | Hope Academy Broadway Campus | 491 | 95.0 | 6 | | | 37.3 | 49.5 | AE | 0 | SW-Exist | Yes | | 43.4 | 560 | 3 |
| 133405 | W.E.B. Dubois | 204 | 25.7 | 1 | | | 32.7 | 54.1 | AE | | SW-New | Close 2010 | | 43.4 | 559 | 3 |
| 000474 | Memorial Park Elementary School | 388 | 70.0 | 4 | 043950 | Euclid City | 38.9 | 48 | AE | 100 | SW-Exist | | | 43.45 | 558 | 3 |
| 021022 | Linden Elementary School | 561 | 97.2 | 4 | 043802 | Columbus City | 45.5 | 41.4 | AW | | SW-Exist | | | 43.45 | 558 | 3 |
| 000547 | Amanda Elementary School | 411 | 86.6 | 4 | 044404 | Middletown City | 40.4 | 46.7 | AE | | SW-Exist | | | 43.55 | 555 | 3 |
| 002196 | Belle Haven PreK-8 School | 450 | 99.9 | 9 | 043844 | Dayton City | 45.4 | 41.7 | AE | | SW-Exist | | | 43.55 | 555 | 3 |
| 000855 | Stambaugh Charter Academy | 507 | 96.4 | 2 | | | 44.9 | 42.4 | AW | | SW-Exist | | | 43.65 | 553 | 3 |
| 006726 | Clinton Middle School | 413 | 87.8 | 5 | 043802 | Columbus City | 45 | 42.4 | AE | 0 | SW-Exist | | | 43.7 | 552 | 3 |
| 039271 | Warrensville Heights Middle School | 346 | 18.7 | 3 | 045005 | Warrensville Heights City | 41.2 | 46.3 | AE | 83.3 | SW-Exist | | | 43.75 | 551 | 3 |
| 036533 | Superior Elementary School | 298 | 95.0 | 3 | 043901 | East Cleveland City School District | 46.3 | 41.3 | CI | | SW-Exist | | | 43.8 | 550 | 3 |
| 015495 | Hartford Middle School | 289 | 96.7 | 7 | 043711 | Canton City | 43.1 | 44.7 | AW | | SW-Exist | | | 43.9 | 549 | 3 |
| 040121 | Kiser PreK-8 School | 473 | 100.0 | 3 | 043844 | Dayton City | 43.5 | 44.9 | AW | | SW-Exist | | | 44.2 | 548 | 3 |
| 134247 | City Day Community School | 159 | 83.2 | 3 | | | 49.5 | 39 | CI | | SW-New | | | 44.25 | 547 | 3 |
| 011635 | Findley Elementary School | 318 | 100.0 | 1 | 043489 | Akron City | 35.7 | 52.9 | AE | | SW-Exist | | | 44.3 | 546 | 3 |
| 036392 | Sullivant Elementary School | 251 | 97.4 | 4 | 043802 | Columbus City | 45.9 | 42.8 | AW | | SW-Exist | | | 44.35 | 545 | 3 |
| 000560 | Apex Academy | 684 | 95.6 | 4 | | | 44.2 | 44.6 | AW | | SW-Exist | | | 44.4 | 544 | 3 |
| 133850 | Hope Academy Canton Campus | 335 | 96.0 | 3 | | | 42 | 47.1 | AE | | SW-Exist | Yes | | 44.55 | 543 | 3 |

| BIRN | School | Enroll 2009 | % Pov 2009 (EMIS) | SI 2010 | DIRN | District | Current Achieve % Prof 2009 | % Prof Over 5 Years (Progre ss) | LRC 2009 | 5 Year Grad Rate (2004-2008) | Title 1 Services 2010 | At-Risk of Closing | Exm pt Clos e | Combined % Prof (current and over 5 years) | Rank for Lowest Perform ing (Tier 1 SIG) | SIG Tier |
|--------|-------------------------------------------------------|-------------|--------------------|---------|--------|-------------------------------------|-----------------------------|---------------------------------|----------|------------------------------|-----------------------|--------------------|---------------|--------------------------------------------|------------------------------------------|----------|
| 000575 | Hope Academy Northwest Campus | 371 | 92.4 | 4 | | | 45.9 | 43.6 | AW | | SW-Exist | Yes | | 44.75 | 542 | 3 |
| 000938 | Premier Academy of Ohio | 251 | 76.9 | 2 | | | 46 | 43.6 | AE | 86.7 | SW-Exist | | | 44.8 | 541 | 3 |
| 020792 | Lincoln Elementary School | 364 | 90.0 | 4 | 044818 | Springfield City | 45.3 | 44.3 | AE | | SW-Exist | | | 44.8 | 541 | 3 |
| 067918 | Buckeye-Woodland School | 262 | 100.0 | 3 | 043786 | Cleveland Municipal | 42.7 | 47.1 | AW | | SW-Exist | | | 44.9 | 539 | 3 |
| 021857 | John P Parker Elementary School | 426 | 87.7 | 3 | 043752 | Cincinnati City | 46.7 | 43.2 | AW | 100 | SW-Exist | | | 44.95 | 538 | 3 |
| 132787 | Springfield Acad Of Excellence | 217 | 82.2 | 5 | | | 47.4 | 42.5 | AW | | SW-Exist | | | 44.95 | 538 | 3 |
| 032912 | Mayfair Elementary School | 256 | 94.0 | 3 | 043901 | East Cleveland City School District | 36.3 | 53.9 | AW | | SW-Exist | | | 45.1 | 536 | 3 |
| 000343 | Chase Academy for Communication Arts | -- | -- | 1 | | | 48 | 42.4 | AW | | TA | | | 45.2 | 535 | 3 |
| 000305 | Summit Academy Community School- Warren | 101 | 84.5 | 3 | | | 47.1 | 43.4 | AE | | TA | Yes | | 45.25 | 534 | 3 |
| 032086 | Roberts Academy: A Paideia Learning Community | 631 | 92.8 | 3 | 043752 | Cincinnati City | 41.7 | 48.9 | AW | | SW-Exist | | | 45.3 | 533 | 3 |
| 143487 | Constellation Schools: Stockyard Community Elementary | 247 | 89.0 | 1 | | | 46.5 | 44.2 | AW | | TA | | | 45.35 | 532 | 3 |
| 139873 | Carson Elementary School | 657 | 92.3 | 5 | 043752 | Cincinnati City | 48.9 | 41.9 | CI | | SW-Exist | | | 45.4 | 531 | 3 |
| 016386 | Hiltonia Middle School | 579 | 89.4 | 6 | 043802 | Columbus City | 45.1 | 45.7 | AW | 0 | SW-Exist | | | 45.4 | 530 | 3 |
| 000195 | Hope Academy East Campus | 385 | 94.2 | 4 | | | 50.5 | 40.8 | AW | | SW-Exist | | | 45.65 | 529 | 3 |
| 009112 | Jefferson K-8 School | 800 | 92.6 | 1 | 044990 | Warren City | 46.7 | 44.8 | AW | | SW-Exist | | | 45.75 | 528 | 3 |
| 024703 | Michael R. White | 341 | 100.0 | 1 | 043786 | Cleveland Municipal | 43.6 | 47.9 | AW | | SW-Exist | | | 45.75 | 528 | 3 |
| 018671 | Kemp PreK-8 School | 402 | 100.0 | 3 | 043844 | Dayton City | 47.4 | 44.2 | AW | | SW-Exist | | | 45.8 | 526 | 3 |
| 033902 | Scranton School | 430 | 100.0 | 3 | 043786 | Cleveland Municipal | 45.6 | 46 | AE | | SW-Exist | | | 45.8 | 526 | 3 |
| 028795 | Orville Wright Elementary School | 347 | 100.0 | 8 | 043844 | Dayton City | 44.1 | 47.6 | AE | | SW-Exist | | | 45.85 | 524 | 3 |
| 004234 | Buhrer | 437 | 100.0 | 6 | 043786 | Cleveland Municipal | 46.1 | 45.8 | AE | | SW-Exist | | | 45.95 | 523 | 3 |

| BIRN | School | Enroll 2009 | % Pov 2009 (EMIS) | SI 2010 | DIRN | District | Current Achive % Prof 2009 | % Prof Over 5 Years (Progre ss) | LRC 2009 | 5 Year Grad Rate (2004-2008) | Title 1 Services 2010 | At-Risk of Closing | Exm pt Clos e | Combined % Prof (current and over 5 years) | Rank for Lowest Performing (Tier 1 SIG) | SIG Tier |
|--------|--------------------------------------------------------|-------------|--------------------|---------|--------|-------------------------|----------------------------|---------------------------------|----------|------------------------------|-----------------------|--------------------|---------------|--------------------------------------------|-----------------------------------------|----------|
| 016113 | Highland Elementary School | 339 | 98.6 | 5 | 043802 | Columbus City | 48.2 | 43.7 | AW | | SW-Exist | | | 45.95 | 523 | 3 |
| 038497 | Volney Rogers Junior High School | 274 | 87.1 | 2 | 045161 | Youngstown City Schools | 42.5 | 49.4 | AE | | SW-Exist | | | 45.95 | 523 | 3 |
| 007864 | Crouse Elementary School | 188 | 100.0 | 2 | 043489 | Akron City | 44.9 | 47.1 | CI | | SW-Exist | | | 46 | 520 | 3 |
| 004341 | Burroughs@Clarfield Elementary School | 263 | 94.9 | 5 | 043802 | Columbus City | 44 | 48.4 | AE | | SW-Exist | | | 46.2 | 519 | 3 |
| 012963 | Garfield Elementary School | 274 | 90.4 | 2 | 044263 | Lorain City | 45.9 | 46.5 | CI | | SW-Exist | | | 46.2 | 519 | 3 |
| 005892 | Charles A Mooney School | 610 | 100.0 | 5 | 043786 | Cleveland Municipal | 46.4 | 46.1 | AW | | SW-Exist | | | 46.25 | 517 | 3 |
| 037499 | Trevitt Elementary School | 203 | 94.7 | 5 | 043802 | Columbus City | 46 | 46.6 | AE | | SW-Exist | | | 46.3 | 516 | 3 |
| 000534 | Constellation Schools: Puritas Community Middle School | 99 | 69.1 | 1 | | | 46.9 | 45.8 | CI | | TA | | | 46.35 | 515 | 3 |
| 025163 | Columbus Africentric Early College Elementary School | 298 | 93.4 | 3 | 043802 | Columbus City | 44.9 | 47.9 | AW | | SW-Exist | | | 46.4 | 514 | 3 |
| 006429 | Clark School | 557 | 100.0 | 3 | 043786 | Cleveland Municipal | 46.9 | 46.2 | CI | | SW-Exist | | | 46.55 | 513 | 3 |
| 029009 | Oyler Elementary School | 656 | 88.4 | 8 | 043752 | Cincinnati City | 50.5 | 42.9 | AW | 64.7 | SW-Exist | | | 46.7 | 512 | 3 |
| 008933 | Rosa Parks Elementary School | 413 | 97.2 | 1 | 044404 | Middletown City | 48.7 | 44.7 | CI | | SW-Exist | | | 46.7 | 512 | 3 |
| 011189 | Fairmoor Elementary School | 488 | 95.8 | 3 | 043802 | Columbus City | 47.3 | 46.2 | AW | | SW-Exist | | | 46.75 | 510 | 3 |
| 008664 | Douglas Alternative Elementary School | 225 | 92.9 | 3 | 043802 | Columbus City | 43.8 | 49.8 | AW | | SW-Exist | | | 46.8 | 509 | 3 |
| 008287 | Groveport Community School | 735 | 31.7 | 2 | | | 47.3 | 46.5 | AE | | TA | | | 46.9 | 508 | 3 |
| 143180 | Legacy Acad For Leaders & Arts | 86 | 56.0 | 4 | | | 58.3 | 35.6 | CI | | TA | | | 46.95 | 507 | 3 |
| 000406 | Allen Elementary School | 360 | 97.7 | 4 | 043711 | Canton City | 47.2 | 46.8 | AW | | SW-Exist | | | 47 | 506 | 3 |
| 133223 | Lighthouse Comm & Prof Dev | 100 | 90.0 | 4 | | | 57 | 37.5 | CI | | SW-Exist | | | 47.25 | 505 | 3 |
| 068478 | East Broadway Middle School | 620 | 85.7 | 5 | 044909 | Toledo City | 49.1 | 45.6 | AW | | SW-Exist | | | 47.35 | 504 | 3 |
| 013847 | H Barbara Booker Elementary School | 428 | 100.0 | 3 | 043786 | Cleveland Municipal | 39.2 | 55.7 | AE | | SW-Exist | | | 47.45 | 503 | 3 |

| BIRN | School | Enroll 2009 | % Pov 2009 (EMIS) | SI 2010 | DIRN | District | Current Achive % Prof 2009 | % Prof Over 5 Years (Progress) | LRC 2009 | 5 Year Grad Rate (2004-2008) | Title 1 Services 2010 | At-Risk of Closing | Exmpt Close | Combined % Prof (current and over 5 years) | Rank for Lowest Performing (Tier 1 SIG) | SIG Tier |
|--------|----------------------------------------------|-------------|-------------------|---------|--------|--------------------------|----------------------------|--------------------------------|----------|------------------------------|-----------------------|--------------------|-------------|--------------------------------------------|-----------------------------------------|----------|
| 029645 | Perkins Middle School | 444 | 90.8 | 5 | 043489 | Akron City | 50.1 | 44.9 | CI | | SW-Exist | | | 47.5 | 502 | 3 |
| 008680 | Memorial School | 489 | 99.9 | 2 | 043786 | Cleveland Municipal | 45.9 | 49.2 | AW | | SW-Exist | | | 47.55 | 501 | 3 |
| 004820 | Captain Arthur Roth | 280 | 100.0 | 1 | 043786 | Cleveland Municipal | 46.3 | 49.3 | AW | | SW-Exist | | | 47.8 | 500 | 3 |
| 034439 | Sherwood Middle School | 441 | 87.2 | 1 | 043802 | Columbus City | 48.9 | 46.9 | AW | | SW-Exist | | | 47.9 | 499 | 3 |
| 000559 | Orion Academy | 526 | 98.7 | 3 | | | 51.1 | 44.7 | AW | | SW-Exist | | | 47.9 | 498 | 3 |
| 000777 | Educational Academy at Linden | 113 | 63.5 | 1 | | | 48.6 | 47.2 | AW | | TA | | | 47.9 | 498 | 3 |
| 000633 | Summit Academy Secondary School - Toledo | 54 | 68.3 | 2 | | | 52.2 | 43.9 | CI | 75 | TA | | Yes | 48.05 | 496 | 3 |
| 041236 | Wilbur Wright School | 602 | 100.0 | 6 | 043786 | Cleveland Municipal | 44.9 | 51.2 | AW | | SW-Exist | | | 48.05 | 496 | 3 |
| 015925 | Henry W Longfellow Elementary School | 238 | 100.0 | 3 | 043786 | Cleveland Municipal | 45.6 | 50.7 | AW | | SW-Exist | | | 48.15 | 494 | 3 |
| 040865 | Westwood Elementary School | 387 | 90.3 | 2 | 043752 | Cincinnati City | 48.2 | 48.1 | AW | | SW-Exist | | | 48.15 | 494 | 3 |
| 002824 | Blairwood Elementary School | 226 | 80.4 | 3 | 048686 | Jefferson Township Local | 51.9 | 44.6 | AW | | SW-Exist | | | 48.25 | 492 | 3 |
| 002097 | Belden Elementary School | 339 | 94.5 | 4 | 043711 | Canton City | 48.6 | 48.2 | AW | | SW-Exist | | | 48.4 | 491 | 3 |
| 016899 | Stewart Elementary School | 123 | 100.0 | 2 | 043489 | Akron City | 46.2 | 50.6 | AW | | SW-Exist | | | 48.4 | 491 | 3 |
| 010587 | Empire School | 279 | 100.0 | 3 | 043786 | Cleveland Municipal | 44.7 | 52.3 | AW | | SW-Exist | | | 48.5 | 489 | 3 |
| 142968 | Hope Northcoast Academy | 286 | 94.3 | 4 | | | 50.6 | 46.5 | AW | | SW-Exist | | | 48.55 | 488 | 3 |
| 018556 | Joseph F Landis School | 353 | 100.0 | 3 | 043786 | Cleveland Municipal | 47.4 | 49.9 | AW | | SW-Exist | | | 48.65 | 487 | 3 |
| 094623 | Academy Of World Languages Elementary School | 561 | 88.9 | 2 | 043752 | Cincinnati City | 48 | 49.5 | AW | | SW-Exist | | | 48.75 | 486 | 3 |
| 018895 | Kenwood Elementary | 367 | 78.9 | 3 | 044818 | Springfield City | 51 | 46.7 | AW | | SW-Exist | | | 48.85 | 485 | 3 |
| 065490 | Barrett Elementary School | 347 | 100.0 | 3 | 043489 | Akron City | 44.1 | 53.9 | AW | | SW-Exist | | | 49 | 484 | 3 |
| 010900 | Fair Alternative Elementary School | 257 | 92.2 | 3 | 043802 | Columbus City | 47.7 | 50.6 | AW | | SW-Exist | | | 49.15 | 483 | 3 |
| 032110 | Robinson Community | 294 | 100.0 | 1 | 043489 | Akron City | 51.2 | 47.4 | CI | | SW-Exist | | | 49.3 | 482 | 3 |

| BIRN | School | Enroll 2009 | % Pov 2009 (EMIS) | SI 2010 | DIRN | District | Current Achieve % Prof 2009 | % Prof Over 5 Years (Progress) | LRC 2009 | 5 Year Grad Rate (2004-2008) | Title 1 Services 2010 | At-Risk of Closing | Exm pt Clos e | Combined % Prof (current and over 5 years) | Rank for Lowest Performing (Tier 1 SIG) | SIG Tier |
|--------|-------------------------------------------------------|-------------|--------------------|---------|--------|---------------------------|-----------------------------|--------------------------------|----------|------------------------------|-----------------------|--------------------|---------------|--------------------------------------------|-----------------------------------------|----------|
| | Learning Center | | | | | | | | | | | | | | | |
| 000841 | Longfellow Middle School | 494 | 86.9 | 3 | 044263 | Lorain City | 48.7 | 50.2 | AW | | SW-Exist | | | 49.45 | 481 | 3 |
| 035279 | Southwood Elementary School @ Reeb | 309 | 94.7 | 3 | 043802 | Columbus City | 50.7 | 48.3 | AW | | SW-Exist | | | 49.5 | 480 | 3 |
| 043083 | Randallwood Elementary School | 293 | 23.4 | 3 | 045005 | Warrensville Heights City | 49.8 | 49.3 | AW | 100 | SW-Exist | | | 49.55 | 479 | 3 |
| 011940 | Forest Hill Parkway Elementary School | 365 | 100.0 | 1 | 043786 | Cleveland Municipal | 44.2 | 54.9 | AE | | SW-Exist | | | 49.55 | 479 | 3 |
| 009076 | East Linden Elementary School | 283 | 97.5 | 4 | 043802 | Columbus City | 52.3 | 47 | AW | | SW-Exist | | | 49.65 | 477 | 3 |
| 000511 | Northland Preparatory and Fitness Academy | 268 | 60.5 | 3 | | | 48.1 | 51.3 | AE | | TA | Yes | | 49.7 | 476 | 3 |
| 003152 | Bond Hill Academy Elementary School | 425 | 88.6 | 3 | 043752 | Cincinnati City | 48.5 | 51.2 | AW | | SW-Exist | | | 49.85 | 475 | 3 |
| 070078 | Mifflin Alternative Middle School | 320 | 92.2 | 3 | 043802 | Columbus City | 48.9 | 51.2 | AW | 0 | SW-Exist | | | 50.05 | 474 | 3 |
| 000510 | Springfield Preparatory and Fitness Academy | 176 | 76.2 | 3 | | | 50 | 50.1 | AW | | TA | | | 50.05 | 474 | 3 |
| 012575 | Frost Elementary School | 292 | 89.7 | 1 | 044412 | Mt Healthy City | 45.7 | 54.8 | AW | | SW-Exist | | | 50.25 | 472 | 3 |
| 009029 | Stafford Elementary School | 519 | 62.9 | 2 | 044305 | Maple Heights City | 50 | 50.9 | AE | | SW-Exist | | | 50.45 | 471 | 3 |
| 042499 | Yorktown Middle School | 482 | 86.1 | 3 | 043802 | Columbus City | 50.8 | 50.1 | AW | | SW-Exist | | | 50.45 | 471 | 3 |
| 005660 | Lima North Middle School | 407 | 73.5 | 5 | 044222 | Lima City | 50.5 | 50.5 | AW | | SW-Exist | | | 50.5 | 469 | 3 |
| 006643 | Cleveland PreK-8 School | 458 | 100.0 | 2 | 043844 | Dayton City | 52.1 | 49.1 | AW | | SW-Exist | | | 50.6 | 468 | 3 |
| 143495 | Constellation Schools: Mansfield Community Elementary | 196 | 90.9 | 2 | | | 54.7 | 46.7 | CI | | TA | Yes | | 50.7 | 467 | 3 |
| 001040 | Artemus Ward @ Halle | 422 | 100.0 | 1 | 043786 | Cleveland Municipal | 47.2 | 54.5 | AW | | SW-Exist | | | 50.85 | 466 | 3 |
| 008037 | Dana Avenue Elementary School | 405 | 97.6 | 3 | 043802 | Columbus City | 59.5 | 42.2 | CI | | SW-Exist | | | 50.85 | 466 | 3 |
| 008064 | Academy of Arts and Sciences | 145 | 89.9 | 2 | | | 61.2 | 40.5 | CI | | SW-New | | | 50.85 | 466 | 3 |
| 143313 | Hope Academy Cuyahoga Campus | 460 | 93.0 | 3 | | | 52.7 | 49 | CI | | SW-Exist | | | 50.85 | 466 | 3 |
| 009113 | McGuffey K-8 School | 854 | 78.3 | 1 | 044990 | Warren City | 52.5 | 49.3 | AW | | SW-Exist | | | 50.9 | 462 | 3 |
| 037978 | Upson Elementary School | 445 | 69.4 | 8 | 043950 | Euclid City | 46.6 | 55.3 | AW | | SW-Exist | | | 50.95 | 461 | 3 |

| BIRN | School | Enroll 2009 | % Pov 2009 (EMIS) | SI 2010 | DIRN | District | Current Achive % Prof 2009 | % Prof Over 5 Years (Progress) | LRC 2009 | 5 Year Grad Rate (2004-2008) | Title 1 Services 2010 | At-Risk of Closing | Exmpt Closure | Combined % Prof (current and over 5 years) | Rank for Lowest Performing (Tier 1 SIG) | SIG Tier |
|--------|-----------------------------------|-------------|-------------------|---------|--------|-------------------------------------|----------------------------|--------------------------------|----------|------------------------------|-----------------------|--------------------|---------------|--------------------------------------------|-----------------------------------------|----------|
| 001008 | Arlington Park Elementary School | 235 | 92.6 | 3 | 043802 | Columbus City | 53.4 | 48.8 | AW | | SW-Exist | | | 51.1 | 460 | 3 |
| 005793 | Chambers Elementary School | 521 | 90.1 | 5 | 043901 | East Cleveland City School District | 50.3 | 52.3 | AW | | SW-Exist | | | 51.3 | 459 | 3 |
| 004135 | Buckeye Middle School | 563 | 85.7 | 3 | 043802 | Columbus City | 51.3 | 51.4 | AW | | SW-Exist | | | 51.35 | 458 | 3 |
| 009647 | Eastmont Park PreK-8 School | 493 | 100.0 | 3 | 043844 | Dayton City | 46.4 | 56.3 | AW | | SW-Exist | | | 51.35 | 458 | 3 |
| 132944 | Miami Valley Academies | 176 | 86.7 | 5 | | | 54.8 | 48.2 | AW | 68.8 | TA | | | 51.5 | 456 | 3 |
| 024612 | Midway Elementary School | 603 | 81.7 | 4 | 043752 | Cincinnati City | 49.3 | 53.9 | AW | | SW-Exist | | | 51.6 | 455 | 3 |
| 000489 | Almira | 474 | 100.0 | 4 | 043786 | Cleveland Municipal | 46.2 | 57 | AW | | SW-Exist | | | 51.6 | 454 | 3 |
| 023689 | McKinley School | 308 | 100.0 | 3 | 043786 | Cleveland Municipal | 49.1 | 54.3 | AW | 0 | SW-Exist | | | 51.7 | 453 | 3 |
| 035550 | Springmill Elementary School | 286 | 78.8 | 1 | 044297 | Mansfield City | 48.2 | 55.2 | AW | | SW-Exist | | | 51.7 | 453 | 3 |
| 040576 | Lima West Middle School | 368 | 72.2 | 5 | 044222 | Lima City | 50 | 53.7 | AW | | SW-Exist | | | 51.85 | 451 | 3 |
| 018465 | Johnson Park Middle School | 421 | 91.8 | 3 | 043802 | Columbus City | 51.4 | 52.7 | AW | | SW-Exist | | | 52.05 | 449 | 3 |
| 067744 | Innis Elementary School | 348 | 88.7 | 3 | 043802 | Columbus City | 53.7 | 50.7 | CI | | SW-Exist | | | 52.2 | 448 | 3 |
| 031955 | Riverside Elementary School | 649 | 95.6 | 6 | 044909 | Toledo City | 50.1 | 54.7 | AW | | SW-Exist | | | 52.4 | 447 | 3 |
| 009001 | East Columbus Elementary School | 318 | 95.8 | 2 | 043802 | Columbus City | 55.6 | 49.3 | CI | | SW-Exist | | | 52.45 | 446 | 3 |
| 012112 | Franklin Montessori PreK-7 School | 407 | 100.0 | 2 | 043844 | Dayton City | 50.3 | 54.6 | AE | | SW-Exist | | | 52.45 | 446 | 3 |
| 143172 | International Acad Of Columbus | 193 | 30.4 | 4 | | | 60.3 | 44.8 | EFF | | TA | | | 52.55 | 444 | 3 |
| 039347 | Washington Elementary School | 395 | 93.8 | 6 | 044263 | Lorain City | 53.2 | 52.3 | AW | | SW-Exist | | | 52.75 | 443 | 3 |
| 145722 | Riverview East Academy | 443 | 74.1 | 2 | 043752 | Cincinnati City | 51.7 | 54 | AW | | SW-Exist | | | 52.85 | 442 | 3 |
| 000472 | Liberty Elementary School | 325 | 93.0 | 3 | 044222 | Lima City | 55.9 | 50.2 | CI | | SW-Exist | | | 53.05 | 441 | 3 |
| 039891 | Waverly Elementary School | 464 | 100.0 | 4 | 043786 | Cleveland Municipal | 50.2 | 55.9 | AW | | SW-Exist | | | 53.05 | 441 | 3 |
| 038562 | West Broad Elementary School | 469 | 94.2 | 3 | 043802 | Columbus City | 54.4 | 51.8 | AW | | SW-Exist | | | 53.1 | 439 | 3 |
| 062737 | Giddings | 288 | 100.0 | 3 | 043786 | Cleveland Municipal | 49.9 | 56.3 | AW | | SW-Exist | | | 53.1 | 439 | 3 |

| BIRN | School | Enroll 2009 | % Pov 2009 (EMIS) | SI 2010 | DIRN | District | Current Achive % Prof 2009 | % Prof Over 5 Years (Progre ss) | LRC 2009 | 5 Year Grad Rate (2004-2008) | Title 1 Services 2010 | At-Risk of Closing | Exm pt Clos e | Combined % Prof (current and over 5 years) | Rank for Lowest Perform ing (Tier 1 SIG) | SIG Tier |
|--------|----------------------------------------------------------|-------------|--------------------|---------|--------|-------------------------|----------------------------|---------------------------------|----------|------------------------------|-----------------------|--------------------|---------------|--------------------------------------------|------------------------------------------|----------|
| 040717 | Westgate Elementary School | 164 | 49.3 | 3 | 043919 | East Liverpool City | 51.9 | 54.5 | AW | | SW-Exist | | | 53.2 | 437 | 3 |
| 000676 | Frank Jacinto Elementary | 361 | 90.2 | 3 | 044263 | Lorain City | 48.8 | 57.9 | AW | | SW-Exist | | | 53.35 | 436 | 3 |
| 004267 | Paul C Bunn Elementary School | 306 | 91.7 | 3 | 045161 | Youngstown City Schools | 50.2 | 56.8 | AW | | SW-Exist | | | 53.5 | 435 | 3 |
| 000475 | Indian Hills Elementary School | 239 | 75.0 | 3 | 043950 | Euclid City | 56.5 | 51 | CI | | SW-Exist | | | 53.75 | 434 | 3 |
| 036475 | Sunbeam | 198 | 100.0 | 2 | 043786 | Cleveland Municipal | 46 | 61.5 | AW | | SW-Exist | | | 53.75 | 434 | 3 |
| 133454 | Dayton View Academy | 631 | 31.8 | 5 | | | 59 | 48.6 | CI | | SW-Exist | | | 53.8 | 432 | 3 |
| 009222 | Helen Steiner Rice ES | 345 | 86.6 | 1 | 044263 | Lorain City | 55.8 | 52 | AW | | SW-Exist | | | 53.9 | 431 | 3 |
| 033746 | Schumacher Academy Elementary School | 177 | 100.0 | 2 | 043489 | Akron City | 57.4 | 50.5 | CI | | SW-Exist | | | 53.95 | 430 | 3 |
| 000574 | Arts Academy, The | 258 | -- | 2 | | | 54.5 | 53.7 | AW | | TA | | | 54.1 | 429 | 3 |
| 000436 | Literature Based Alternative @ Hubbard Elementary School | 173 | 86.7 | 4 | 043802 | Columbus City | 57.3 | 51 | AW | | SW-Exist | | | 54.15 | 428 | 3 |
| 038091 | Valley Forge Elementary School | 371 | 89.0 | 3 | 043802 | Columbus City | 50.3 | 58 | AW | | SW-Exist | | | 54.15 | 428 | 3 |
| 013821 | Goodyear Middle School | 390 | 84.3 | 6 | 043489 | Akron City | 53.6 | 54.7 | AW | | SW-Exist | | | 54.15 | 426 | 3 |
| 017459 | Innes Middle School | 594 | 67.5 | 6 | 043489 | Akron City | 54.4 | 54.4 | CI | | SW-Exist | | | 54.4 | 425 | 3 |
| 032680 | Roselawn Condon Elementary School | 425 | 85.6 | 2 | 043752 | Cincinnati City | 52.2 | 56.6 | AW | | SW-Exist | | | 54.4 | 424 | 3 |
| 034629 | Silverton Paideia Elementary School | 413 | 78.3 | 3 | 043752 | Cincinnati City | 53.9 | 55.1 | CI | | SW-Exist | | | 54.5 | 423 | 3 |
| 040782 | Westmoor Middle School | 485 | 92.8 | 3 | 043802 | Columbus City | 52.9 | 56.3 | AW | | SW-Exist | | | 54.6 | 422 | 3 |
| 018804 | Kent Middle School | 586 | 85.5 | 4 | 043489 | Akron City | 56.1 | 53.2 | CI | | SW-Exist | | | 54.65 | 421 | 3 |
| 022970 | Marshall Elementary School | 236 | 93.4 | 3 | 044909 | Toledo City | 58.6 | 50.8 | AW | | SW-Exist | | | 54.7 | 420 | 3 |
| 006239 | Cheviot Elementary School | 614 | 77.2 | 4 | 043752 | Cincinnati City | 52.6 | 56.9 | AW | | SW-Exist | | | 54.75 | 419 | 3 |
| 012351 | Franklin Alternative Middle School | 467 | 84.6 | 3 | 043802 | Columbus City | 53.6 | 56 | AW | 0 | SW-Exist | | | 54.8 | 418 | 3 |
| 034611 | Rutherford B. Hayes Elementary School | 254 | 83.5 | 3 | 044339 | Marion City | 57.2 | 52.4 | CI | | SW-Exist | | | 54.8 | 418 | 3 |
| 022194 | Trotwood-Madison Middle School | 659 | 32.5 | 5 | 048694 | Trotwood-Madison City | 55.7 | 54 | AW | | TA | | | 54.85 | 416 | 3 |

| BIRN | School | Enroll 2009 | % Pov 2009 (EMIS) | SI 2010 | DIRN | District | Current Achieve % Prof 2009 | % Prof Over 5 Years (Progre ss) | LRC 2009 | 5 Year Grad Rate (2004-2008) | Title 1 Services 2010 | At-Risk of Closing | Exm pt Clos e | Combined % Prof (current and over 5 years) | Rank for Lowest Performing (Tier 1 SIG) | SIG Tier |
|--------|--------------------------------------------|-------------|--------------------|---------|--------|-------------------------------------------|-----------------------------|---------------------------------|----------|------------------------------|-----------------------|--------------------|---------------|--------------------------------------------|-----------------------------------------|----------|
| 018259 | Jennings Community Learning Center | 538 | 84.3 | 4 | 043489 | Akron City | 54.8 | 55 | AW | | SW-Exist | | | 54.9 | 415 | 3 |
| 013284 | Verity Middle School | 625 | 71.7 | 2 | 044404 | Middletown City | 54.4 | 55.5 | AW | | SW-New | | | 54.95 | 414 | 3 |
| 133819 | Hope Academy Lincoln Park | 158 | 94.2 | 4 | | | 54.6 | 55.3 | AW | | SW-Exist | | | 54.95 | 414 | 3 |
| 000840 | General Johnnie Wilson Middle School | 516 | 90.1 | 3 | 044263 | Lorain City | 55.8 | 54.4 | AW | | SW-Exist | | | 55.1 | 411 | 3 |
| 133959 | Dayton Academy, The | 706 | 13.4 | 3 | | | 50.2 | 60 | AW | | SW-Exist | | | 55.1 | 410 | 3 |
| 033894 | Scottwood Elementary School | 360 | 90.7 | 4 | 043802 | Columbus City | 60.1 | 50.2 | CI | | SW-Exist | | | 55.15 | 409 | 3 |
| 145581 | Academy for Multilingual Immersion Studies | 527 | 86.6 | 2 | 043752 | Cincinnati City | 56.4 | 54.2 | CI | | SW-Exist | | | 55.3 | 408 | 3 |
| 029413 | Paul L Dunbar Elementary School | 230 | 99.9 | 2 | 043786 | Cleveland Municipal | 48.9 | 61.9 | AW | | SW-Exist | | | 55.4 | 407 | 3 |
| 143198 | Great Western Academy | 760 | 77.9 | 2 | | | 54.8 | 56.4 | AW | | TA | | | 55.6 | 406 | 3 |
| 040436 | William Holmes McGuffey Elementary | 701 | 89.8 | 3 | 045161 | Youngstown City Schools | 55.5 | 55.7 | AW | | SW-Exist | | | 55.6 | 405 | 3 |
| 133678 | Riverside Academy | 574 | 95.7 | 5 | | | 54.3 | 57 | AW | | SW-Exist | | | 55.65 | 404 | 3 |
| 028316 | Oakmont Elementary School | 320 | 92.0 | 5 | 043802 | Columbus City | 58.6 | 53 | EFF | | SW-Exist | | | 55.8 | 403 | 3 |
| 147611 | James A. Garfield Elementary School | 334 | 83.8 | 4 | 044339 | Marion City | 55.1 | 56.7 | AW | | SW-Exist | | | 55.9 | 402 | 3 |
| 041582 | Wilson Elementary School | 502 | 59.1 | 3 | 045179 | Zanesville City | 51.2 | 60.7 | AE | | SW-Exist | | | 55.95 | 401 | 3 |
| 039180 | Warder Park-Wayne Elementary School | 334 | 66.3 | 3 | 044818 | Springfield City | 59.2 | 52.8 | CI | | SW-Exist | | | 56 | 400 | 3 |
| 018952 | Keyser Elementary School | 421 | 88.3 | 3 | 044909 | Toledo City | 54.5 | 58.1 | CI | | SW-Exist | | | 56.3 | 396 | 3 |
| 003251 | Boulevard Elementary School | 398 | 65.3 | 2 | 043794 | Cleveland Heights-University Heights City | 52.7 | 60 | AW | | TA | | | 56.35 | 395 | 3 |
| 012369 | Franklin Elementary School | 373 | 99.2 | 3 | 043943 | Elyria City Schools | 55.6 | 57.2 | CI | | SW-Exist | | | 56.4 | 394 | 3 |
| 031401 | Reynolds Elementary School | 369 | 90.5 | 4 | 044909 | Toledo City | 59.9 | 53 | CI | | SW-Exist | | | 56.45 | 393 | 3 |
| 009175 | East Side Central Elementary School | 485 | 92.5 | 3 | 044909 | Toledo City | 55.4 | 57.6 | AW | | SW-Exist | | | 56.5 | 392 | 3 |
| 000543 | Pinnacle Academy | 641 | 89.1 | 4 | | | 57.9 | 55.2 | CI | | SW-Exist | | | 56.55 | 391 | 3 |

| BIRN | School | Enroll 2009 | % Pov 2009 (EMIS) | SI 2010 | DIRN | District | Current Achieve % Prof 2009 | % Prof Over 5 Years (Progress) | LRC 2009 | 5 Year Grad Rate (2004-2008) | Title 1 Services 2010 | At-Risk of Closing | Exmpt Closure | Combined % Prof (current and over 5 years) | Rank for Lowest Performing (Tier 1 SIG) | SIG Tier |
|--------|-------------------------------------------|-------------|-------------------|---------|--------|--------------------------|-----------------------------|--------------------------------|----------|------------------------------|-----------------------|--------------------|---------------|--------------------------------------------|-----------------------------------------|----------|
| 140350 | Portsmouth Elementary | 1090 | 79.2 | 3 | 044669 | Portsmouth City | 56.4 | 56.8 | AW | | SW-Exist | | | 56.6 | 390 | 3 |
| 009233 | Eakin Elementary School | 365 | 96.4 | 4 | 043802 | Columbus City | 52.8 | 60.5 | AW | | SW-Exist | | | 56.65 | 389 | 3 |
| 000509 | Whitehall Preparatory and Fitness Academy | 252 | 81.1 | 3 | | | 56.1 | 57.3 | AW | | TA | | | 56.7 | 388 | 3 |
| 000558 | Columbus Preparatory Academy | 544 | 71.7 | 2 | | | 63.5 | 49.9 | CI | | SW-New | Yes | | 56.7 | 388 | 3 |
| 009613 | Easthaven Elementary School | 286 | 95.3 | 4 | 043802 | Columbus City | 63.5 | 50.2 | EFF | | SW-Exist | | | 56.85 | 386 | 3 |
| 041863 | Winton Montessori Elementary School | 374 | 76.8 | 3 | 043752 | Cincinnati City | 57.9 | 55.9 | CI | | SW-Exist | | | 56.9 | 385 | 3 |
| 021014 | Lindbergh Elementary School | 300 | 86.2 | 3 | 043802 | Columbus City | 60.2 | 53.6 | AW | | SW-Exist | | | 56.9 | 384 | 3 |
| 018150 | Jefferson High School | 279 | 81.1 | 2 | 048686 | Jefferson Township Local | 56.5 | 57.4 | AW | 95.2 | SW-New | | | 56.95 | 383 | 3 |
| 023275 | Maybury Elementary School | 347 | 88.5 | 3 | 043802 | Columbus City | 56.7 | 57.2 | AW | | SW-Exist | | | 56.95 | 383 | 3 |
| 034827 | Snyder Park Elementary School | 354 | 79.6 | 4 | 044818 | Springfield City | 59.5 | 54.4 | CI | | SW-Exist | | | 56.95 | 383 | 3 |
| 023648 | McKinley Elementary School | 338 | 89.4 | 2 | 044909 | Toledo City | 60.7 | 53.3 | CI | | SW-Exist | | | 57 | 380 | 3 |
| 007609 | Creekview Elementary School | 445 | 67.3 | 2 | 044404 | Middletown City | 52.1 | 62 | AW | | SW-Exist | | | 57.05 | 379 | 3 |
| 014472 | Greener Elementary School | 289 | 82.7 | 4 | 044412 | Mt Healthy City | 58 | 56.3 | CI | | SW-Exist | | | 57.15 | 377 | 3 |
| 033704 | Schaefer Middle School | 409 | 70.5 | 3 | 044818 | Springfield City | 57.9 | 56.6 | AW | | SW-Exist | | | 57.25 | 376 | 3 |
| 143206 | Trotwood Fitness & Prep Acad | 292 | 69.4 | 2 | | | 59.2 | 55.5 | CI | | TA | | | 57.35 | 375 | 3 |
| 000831 | National Road | 469 | 56.7 | 3 | 045179 | Zanesville City | 56.6 | 58.4 | AW | | SW-Exist | | | 57.5 | 374 | 3 |
| 040162 | Wedgewood Middle School | 545 | 78.5 | 4 | 043802 | Columbus City | 57.1 | 57.9 | AW | | SW-Exist | | | 57.5 | 374 | 3 |
| 041087 | Whittier Middle School | 541 | 86.2 | 3 | 044263 | Lorain City | 55.9 | 59.1 | AW | | SW-Exist | | | 57.5 | 374 | 3 |
| 009223 | Madison Park Elementary | 410 | 78.4 | 1 | 048694 | Trotwood-Madison City | 57 | 58.1 | AW | | SW-Exist | | | 57.55 | 371 | 3 |
| 032326 | Roosevelt Elementary School | 417 | 73.6 | 2 | 043950 | Euclid City | 55 | 60.2 | AW | | SW-Exist | | | 57.6 | 370 | 3 |
| 006676 | Cleveland Middle School | 403 | 65.4 | 5 | 045179 | Zanesville City | 52.5 | 62.8 | AW | | SW-New | | | 57.65 | 369 | 3 |
| 000351 | Ulysses S. Grant Middle School | 1049 | 69.1 | 4 | 044339 | Marion City | 57.6 | 57.8 | CI | | SW-New | | | 57.7 | 368 | 3 |
| 147603 | William H. Taft | 455 | 80.0 | 3 | 044339 | Marion City | 56.6 | 58.9 | AW | | SW-Exist | | | 57.75 | 367 | 3 |

| BIRN | School | Enroll 2009 | % Pov 2009 (EMIS) | SI 2010 | DIRN | District | Current Achieve % Prof 2009 | % Prof Over 5 Years (Progress) | LRC 2009 | 5 Year Grad Rate (2004-2008) | Title 1 Services 2010 | At-Risk of Closing | Exmpt Close | Combined % Prof (current and over 5 years) | Rank for Lowest Performing (Tier 1 SIG) | SIG Tier |
|--------|------------------------------------|-------------|-------------------|---------|--------|-------------------------------------------|-----------------------------|--------------------------------|----------|------------------------------|-----------------------|--------------------|-------------|--------------------------------------------|-----------------------------------------|----------|
| | Elementary School | | | | | | | | | | | | | | | |
| 000556 | A+ Arts Academy | 129 | 73.3 | 3 | | | 58.5 | 57.4 | AW | | SW-Exist | | | 57.95 | 366 | 3 |
| 001396 | Avondale Elementary School | 226 | 97.4 | 2 | 043802 | Columbus City | 65.2 | 50.7 | CI | | SW-Exist | | | 57.95 | 366 | 3 |
| 006353 | Clara E Westropp School | 593 | 100.0 | 3 | 043786 | Cleveland Municipal | 57 | 59 | CI | | SW-Exist | | | 58 | 364 | 3 |
| 008383 | Denison | 713 | 100.0 | 2 | 043786 | Cleveland Municipal | 57.3 | 59.1 | AW | | SW-Exist | | | 58.2 | 363 | 3 |
| 034587 | Siebert Elementary School | 308 | 87.1 | 1 | 043802 | Columbus City | 59.6 | 56.9 | CI | | SW-Exist | | | 58.25 | 362 | 3 |
| 036194 | Belle Stone Elementary School | 345 | 86.4 | 3 | 043711 | Canton City | 59.8 | 56.8 | CI | | SW-Exist | | | 58.3 | 361 | 3 |
| 032128 | Robinson G Jones Elementary School | 377 | 100.0 | 2 | 043786 | Cleveland Municipal | 53.7 | 63 | AW | | SW-Exist | | | 58.35 | 360 | 3 |
| 015735 | Hayward Middle School | 417 | 81.9 | 5 | 044818 | Springfield City | 63.3 | 53.5 | EFF | | SW-Exist | | | 58.4 | 359 | 3 |
| 026245 | North Linden Elementary School | 300 | 89.1 | 4 | 043802 | Columbus City | 63 | 53.9 | EFF | | SW-Exist | | | 58.45 | 358 | 3 |
| 018580 | Kae Avenue Elementary School | 443 | 83.8 | 3 | 045070 | Whitehall City | 57.5 | 59.5 | AW | | SW-Exist | | | 58.5 | 357 | 3 |
| 134072 | Youngstown Community School | 339 | 82.4 | 2 | | | 58.3 | 58.7 | AW | | SW-Exist | | | 58.5 | 357 | 3 |
| 018820 | Kenton Elementary School | 372 | 67.7 | 4 | 044818 | Springfield City | 57.7 | 59.7 | AW | | SW-Exist | | | 58.7 | 355 | 3 |
| 064360 | Stephen Vail Middle School | 802 | 67.6 | 6 | 044404 | Middletown City | 57.3 | 60.3 | CI | | SW-New | | | 58.8 | 354 | 3 |
| 020123 | Lehman Middle School | 606 | 74.5 | 6 | 043711 | Canton City | 57.1 | 60.8 | AW | | TA | | | 58.95 | 352 | 3 |
| 067751 | Liberty Elementary School | 328 | 79.4 | 3 | 043802 | Columbus City | 62 | 55.9 | EFF | | SW-Exist | | | 58.95 | 352 | 3 |
| 030643 | Powhatan Elementary School | 293 | 60.1 | 4 | 048652 | Switzerland of Ohio Local | 58.5 | 59.5 | CI | | TA | | | 59 | 350 | 3 |
| 042549 | Youtz Elementary School | 367 | 91.0 | 3 | 043711 | Canton City | 61 | 57 | AW | | SW-Exist | | | 59 | 350 | 3 |
| 018325 | John Adams High School | 1140 | 99.8 | 2 | 043786 | Cleveland Municipal | 59.5 | 58.7 | AE | 93.8 | SW-Exist | | | 59.1 | 348 | 3 |
| 021659 | Lowell Elementary School | 500 | 92.9 | 3 | 044263 | Lorain City | 54.2 | 64.4 | AW | | SW-Exist | | | 59.3 | 347 | 3 |
| 019430 | Lagonda Elementary School | 435 | 80.4 | 4 | 044818 | Springfield City | 58.9 | 59.8 | CI | | SW-Exist | | | 59.35 | 346 | 3 |
| 012088 | Frank L Wiley Middle School | 412 | 65.1 | 3 | 043794 | Cleveland Heights-University Heights City | 56.2 | 62.9 | AE | | TA | | | 59.55 | 345 | 3 |

| BIRN | School | Enroll 2009 | % Pov 2009 (EMIS) | SI 2010 | DIRN | District | Current Achieve % Prof 2009 | % Prof Over 5 Years (Progress) | LRC 2009 | 5 Year Grad Rate (2004-2008) | Title 1 Services 2010 | At-Risk of Closing | Exmpt Close | Combined % Prof (current and over 5 years) | Rank for Lowest Performing (Tier 1 SIG) | SIG Tier |
|--------|----------------------------------------|-------------|-------------------|---------|--------|-------------------------------------------|-----------------------------|--------------------------------|----------|------------------------------|-----------------------|--------------------|-------------|--------------------------------------------|-----------------------------------------|----------|
| 042184 | Woodward Park Middle School | 894 | 83.1 | 3 | 043802 | Columbus City | 60.5 | 58.8 | CI | | SW-Exist | | | 59.65 | 344 | 3 |
| 006031 | Chauncey Elementary School | 202 | 79.7 | 1 | 043521 | Athens City | 56.7 | 62.9 | CI | | SW-Exist | | | 59.8 | 343 | 3 |
| 025411 | Monticello Middle School | 468 | 67.5 | 3 | 043794 | Cleveland Heights-University Heights City | 59.7 | 60.2 | AW | | TA | | | 59.95 | 341 | 3 |
| 028720 | Orchard School | 494 | 100.0 | 3 | 043786 | Cleveland Municipal | 57.6 | 62.5 | AW | | SW-Exist | | | 60.05 | 340 | 3 |
| 138727 | Franklin Woods Intermediate School | 676 | 69.1 | 4 | 044800 | South-Western City | 59.5 | 60.8 | AW | | SW-New | | | 60.15 | 339 | 3 |
| 041855 | Winton Hills Academy Elementary School | 501 | 96.8 | 2 | 043752 | Cincinnati City | 62.2 | 58.1 | AW | | SW-Exist | | | 60.15 | 338 | 3 |
| 071381 | Windham Junior High School | 161 | 65.6 | 2 | 045666 | Windham Exempted Village | 61.2 | 59.1 | CI | | TA | | | 60.15 | 338 | 3 |
| 000299 | Alexander Graham Bell | 393 | 100.0 | 2 | 043786 | Cleveland Municipal | 60.1 | 60.3 | AW | | SW-Exist | | | 60.2 | 336 | 3 |
| 010710 | Espy Elementary School | 247 | 71.1 | 2 | 044172 | Kenton City | 56.9 | 63.5 | CI | | SW-Exist | | | 60.2 | 336 | 3 |
| 009028 | Dunham Elementary School | 294 | 64.0 | 2 | 044305 | Maple Heights City | 60.8 | 59.8 | CI | | SW-Exist | | | 60.3 | 334 | 3 |
| 000348 | Palm Elementary School | 351 | 89.0 | 1 | 044263 | Lorain City | 56.2 | 64.4 | AW | | SW-Exist | | | 60.3 | 333 | 3 |
| 019851 | Larkmoor Elementary School | 442 | 90.0 | 3 | 044263 | Lorain City | 60.9 | 59.9 | CI | | SW-Exist | | | 60.4 | 332 | 3 |
| 000300 | Summit Academy Secondary - Canton | 44 | 70.9 | 2 | | | 64.6 | 56.4 | CI | | TA | | Yes | 60.5 | 331 | 3 |
| 011197 | Fairmount Elementary School | 299 | 88.4 | 1 | 043711 | Canton City | 61.7 | 59.4 | CI | | SW-Exist | | | 60.55 | 330 | 3 |
| 008932 | Highview Elementary School | 455 | 67.4 | 1 | 044404 | Middletown City | 63.5 | 57.8 | CI | | SW-Exist | | | 60.65 | 329 | 3 |
| 033464 | Salem Elementary School | 342 | 85.9 | 3 | 043802 | Columbus City | 59.4 | 61.9 | CI | | SW-Exist | | | 60.65 | 329 | 3 |
| 033977 | Seiberling Elementary School | 517 | 100.0 | 2 | 043489 | Akron City | 58.5 | 62.8 | CI | | SW-Exist | | | 60.65 | 329 | 3 |
| 015198 | East Portsmouth Elementary | 177 | 80.3 | 1 | 044669 | Portsmouth City | 58.1 | 63.4 | CI | | SW-Exist | | | 60.75 | 326 | 3 |
| 143214 | Middletown Fitness & Prep Acad | 289 | 69.6 | 3 | | | 60.9 | 60.7 | CI | | TA | | | 60.8 | 325 | 3 |
| 133363 | Quest Academy Community | 138 | 85.9 | 2 | | | 62.9 | 59.1 | CI | | TA | | | 61 | 324 | 3 |
| 000417 | Buckeye On-Line School for Success | 1767 | 57.4 | 4 | | | 61.6 | 60.5 | AW | 69.7 | SW-Exist | | | 61.05 | 323 | 3 |

| BIRN | School | Enroll 2009 | % Pov 2009 (EMIS) | SI 2010 | DIRN | District | Current Achive % Prof 2009 | % Prof Over 5 Years (Progre ss) | LRC 2009 | 5 Year Grad Rate (2004-2008) | Title 1 Services 2010 | At-Risk of Closing | Exm pt Clos e | Combined % Prof (current and over 5 years) | Rank for Lowest Performing (Tier 1 SIG) | SIG Tier |
|--------|---------------------------------------|-------------|--------------------|---------|--------|---------------------------|----------------------------|---------------------------------|----------|------------------------------|-----------------------|--------------------|---------------|--------------------------------------------|-----------------------------------------|----------|
| 002048 | Beechwood Elementary School | 492 | 76.5 | 4 | 045070 | Whitehall City | 58 | 64.1 | AW | | SW-Exist | | | 61.05 | 323 | 3 |
| 008904 | Duvall | 404 | 83.0 | 3 | 044412 | Mt Healthy City | 61.6 | 60.6 | CI | | SW-Exist | | | 61.1 | 321 | 3 |
| 037457 | Tremont Montessori School | 410 | 99.8 | 1 | 043786 | Cleveland Municipal | 60.7 | 61.8 | CI | | SW-Exist | | | 61.25 | 320 | 3 |
| 028589 | Oliver H Perry Elementary School | 409 | 100.0 | 1 | 043786 | Cleveland Municipal | 60.4 | 62.4 | CI | | SW-Exist | | | 61.4 | 319 | 3 |
| 005124 | Cedar Elementary School | 481 | 77.9 | 3 | 043711 | Canton City | 60.6 | 62.2 | CI | | SW-New | | | 61.4 | 318 | 3 |
| 007070 | Columbus Intermediate School | 415 | 66.9 | 3 | 043562 | Bedford City | 61.3 | 61.8 | CI | | SW-Exist | | | 61.55 | 316 | 3 |
| 029983 | Zahns Middle School | 333 | 22.4 | 2 | 049130 | Scioto Valley Local | 64.8 | 58.7 | CI | | SW-Exist | | | 61.75 | 315 | 3 |
| 040899 | Westwood Elementary School | 290 | -- | 1 | 045005 | Warrensville Heights City | 56.4 | 67.2 | AW | | SW-Exist | | | 61.8 | 314 | 3 |
| 011932 | Forest Hill Community Learning Center | 311 | 100.0 | 1 | 043489 | Akron City | 57.4 | 66.5 | CI | | SW-Exist | | | 61.95 | 313 | 3 |
| 017509 | Irving Elementary School | 414 | 86.9 | 4 | 044263 | Lorain City | 65 | 59.1 | CI | | SW-Exist | | | 62.05 | 312 | 3 |
| 019182 | Kirkmere Elementary School | 399 | 81.9 | 3 | 045161 | Youngstown City Schools | 62.3 | 61.8 | CI | | SW-Exist | | | 62.05 | 312 | 3 |
| 065565 | Marion C Seltzer Elementary School | 575 | 100.0 | 3 | 043786 | Cleveland Municipal | 63.4 | 60.8 | CI | | SW-Exist | | | 62.1 | 310 | 3 |
| 014548 | Winton Woods Middle School | 610 | 49.2 | 1 | 044081 | Winton Woods City | 61.1 | 63.1 | CI | | SW-New | | | 62.1 | 309 | 3 |
| 145391 | Alliance Middle School | 640 | 70.3 | 6 | 043497 | Alliance City | 64.5 | 59.8 | EFF | | SW-Exist | | | 62.15 | 308 | 3 |
| 025346 | Monroe Alternative Middle School | 453 | 76.9 | 2 | 043802 | Columbus City | 61.6 | 62.9 | CI | | SW-Exist | | | 62.25 | 307 | 3 |
| 000352 | William McKinley Elementary School | 376 | 69.5 | 3 | 044339 | Marion City | 66 | 58.7 | CI | | SW-Exist | | | 62.35 | 305 | 3 |
| 065318 | Trimble Middle School | 265 | 60.5 | 5 | 045922 | Trimble Local | 63.2 | 61.6 | CI | | SW-New | | | 62.4 | 304 | 3 |
| 001073 | Asbury Elementary School | 417 | 60.7 | 2 | 046979 | Groveport Madison Local | 62.4 | 62.5 | CI | | SW-Exist | | | 62.45 | 303 | 3 |
| 007716 | Crestwood Elementary School | 359 | 70.0 | 3 | 043943 | Elyria City Schools | 60.9 | 65 | CI | | SW-Exist | | | 62.95 | 302 | 3 |
| 039875 | Watterson-Lake School | 537 | 100.0 | 1 | 043786 | Cleveland Municipal | 61.1 | 64.8 | CI | | SW-Exist | | | 62.95 | 302 | 3 |
| 011957 | Forest Park Elementary School | 414 | 81.8 | 2 | 043802 | Columbus City | 60.5 | 65.5 | CI | | SW-Exist | | | 63 | 300 | 3 |
| 025973 | McIntire/Munson Elementary School | 417 | 56.1 | 2 | 045179 | Zanesville City | 60.2 | 66.1 | AW | | SW-Exist | | | 63.15 | 299 | 3 |

| BIRN | School | Enroll 2009 | % Pov 2009 (EMIS) | SI 2010 | DIRN | District | Current Achive % Prof 2009 | % Prof Over 5 Years (Progre ss) | LRC 2009 | 5 Year Grad Rate (2004-2008) | Title 1 Services 2010 | At-Risk of Closing | Exm pt Clos e | Combined % Prof (current and over 5 years) | Rank for Lowest Performg (Tier 1 SIG) | SIG Tier |
|--------|-------------------------------------|-------------|--------------------|---------|--------|------------------------|----------------------------|---------------------------------|----------|------------------------------|-----------------------|--------------------|---------------|--------------------------------------------|---------------------------------------|----------|
| 038984 | Walbridge Elementary School | 253 | 91.5 | 2 | 044909 | Toledo City | 66.2 | 60.3 | CI | | SW-Exist | | | 63.25 | 298 | 3 |
| 002600 | Bettes Elementary School | 255 | 100.0 | 1 | 043489 | Akron City | 61.3 | 65.3 | AW | | SW-Exist | | | 63.3 | 297 | 3 |
| 039586 | George Washington Elementary School | 446 | 63.5 | 3 | 044339 | Marion City | 64.8 | 62 | CI | | SW-New | | | 63.4 | 296 | 3 |
| 005157 | Chestnut Elementary School | 568 | 73.0 | 2 | 044628 | Painesville City Local | 60.1 | 66.8 | CI | | SW-Exist | | | 63.45 | 295 | 3 |
| 011973 | Winton Woods Intermediate School | 530 | 53.8 | 1 | 044081 | Winton Woods City | 62.4 | 64.5 | CI | | SW-New | | | 63.45 | 295 | 3 |
| 002758 | Birmingham Elementary School | 322 | 90.0 | 4 | 044909 | Toledo City | 62.7 | 64.3 | CI | | SW-Exist | | | 63.5 | 293 | 3 |
| 009108 | Lincoln K-8 School | 1141 | 63.4 | 1 | 044990 | Warren City | 63.3 | 63.8 | CI | | SW-Exist | | | 63.55 | 292 | 3 |
| 025577 | Morrison Elementary School | 342 | 78.1 | 3 | 048736 | Northridge Local | 63.8 | 63.3 | CI | | SW-Exist | | | 63.55 | 292 | 3 |
| 036129 | Stiles Elementary School | 476 | 90.8 | 3 | 044800 | South-Western City | 67.3 | 59.9 | CI | | SW-Exist | | | 63.6 | 289 | 3 |
| 065508 | Crenshaw Middle School | 361 | 78.3 | 2 | 043711 | Canton City | 63.5 | 63.8 | CI | | SW-New | | | 63.65 | 287 | 3 |
| 000843 | Bennett Venture Academy | 649 | 82.0 | 3 | | | 64.7 | 62.8 | CI | | SW-Exist | | | 63.75 | 286 | 3 |
| 011643 | Finland Elementary School | 362 | 66.5 | 2 | 044800 | South-Western City | 60.2 | 67.6 | CI | | SW-Exist | | | 63.9 | 285 | 3 |
| 029157 | Western Elementary School | 442 | 78.7 | 2 | 049155 | Western Local | 69 | 59 | CI | | SW-Exist | | | 64 | 284 | 3 |
| 137265 | Huntington Middle School | 312 | 53.4 | 2 | 049502 | Huntington Local | 62.7 | 65.3 | CI | | SW-Exist | | | 64 | 284 | 3 |
| 000546 | Winterfield Venture Academy | 572 | 88.3 | 3 | | | 65.4 | 62.7 | CI | | SW-Exist | | | 64.05 | 282 | 3 |
| 031757 | Riley Elementary School | 337 | 71.7 | 2 | 043992 | Fostoria City | 63.5 | 64.8 | CI | | SW-Exist | | | 64.15 | 281 | 3 |
| 013144 | Garfield Heights Middle School | 870 | 63.8 | 4 | 044040 | Garfield Heights City | 68 | 60.4 | EFF | | SW-Exist | | | 64.2 | 280 | 3 |
| 020719 | Lincoln Elementary School | 335 | 53.4 | 1 | 043950 | Euclid City | 62.8 | 65.7 | CI | | SW-New | | | 64.25 | 279 | 3 |
| 040733 | East Liverpool Middle School | 472 | 45.3 | 6 | 043919 | East Liverpool City | 65.2 | 63.3 | CI | | SW-Exist | | | 64.25 | 279 | 3 |
| 037028 | The Plains Elementary School | 399 | 53.0 | 1 | 043521 | Athens City | 64.1 | 64.6 | CI | | SW-Exist | | | 64.35 | 277 | 3 |
| 030775 | Prospect Elementary School | 297 | 69.7 | 4 | 044297 | Mansfield City | 67.5 | 61.7 | CI | | SW-Exist | | | 64.6 | 275 | 3 |
| 015040 | Hancock Elementary School | 324 | 71.6 | 4 | 044743 | Sandusky City | 66.7 | 62.6 | CI | | SW-Exist | | | 64.65 | 274 | 3 |

| BIRN | School | Enroll 2009 | % Pov 2009 (EMIS) | SI 2010 | DIRN | District | Current Achieve % Prof 2009 | % Prof Over 5 Years (Progress) | LRC 2009 | 5 Year Grad Rate (2004-2008) | Title 1 Services 2010 | At-Risk of Closing | Exmpt Closure | Combined % Prof (current and over 5 years) | Rank for Lowest Performing (Tier 1 SIG) | SIG Tier |
|--------|---------------------------------------------|-------------|-------------------|---------|--------|-------------------------------------------|-----------------------------|--------------------------------|----------|------------------------------|-----------------------|--------------------|---------------|--------------------------------------------|-----------------------------------------|----------|
| 004242 | Mckinsey Elementary School | 434 | 79.6 | 2 | 043513 | Ashtabula Area City | 63.1 | 66.5 | CI | | SW-Exist | | | 64.8 | 272 | 3 |
| 000501 | Ripley Union Lewis Huntington Middle School | 337 | 46.8 | 1 | 046078 | Ripley-Union-Lewis-Huntington Local | 68.3 | 61.7 | CI | | SW-New | | | 65 | 271 | 3 |
| 021527 | Louis Agassiz School | 338 | 100.0 | 3 | 043786 | Cleveland Municipal | 65.9 | 64.1 | CI | | SW-Exist | | | 65 | 271 | 3 |
| 032540 | Roosevelt Middle School | 441 | 54.7 | 4 | 044818 | Springfield City | 67 | 63 | CI | | SW-Exist | | | 65 | 271 | 3 |
| 007542 | Cox Elementary School | 334 | 65.1 | 1 | 045153 | Xenia Community City | 65 | 65.1 | CI | | SW-Exist | | | 65.05 | 268 | 3 |
| 019380 | Lacroft Elementary School | 420 | 50.2 | 3 | 043919 | East Liverpool City | 62.8 | 67.3 | CI | | SW-Exist | | | 65.05 | 268 | 3 |
| 031237 | Campbell Middle School | 384 | 73.1 | 3 | 043703 | Campbell City | 70.4 | 59.7 | CI | | SW-Exist | | | 65.05 | 266 | 3 |
| 032847 | Roxboro Middle School | 523 | 59.0 | 2 | 043794 | Cleveland Heights-University Heights City | 64.7 | 66 | CI | | TA | | | 65.35 | 265 | 3 |
| 022152 | Madison South Elementary School | 583 | 66.9 | 4 | 049452 | Madison Local | 67.7 | 63.1 | CI | | TA | | | 65.4 | 264 | 3 |
| 010447 | Elmwood Place Elementary School | 219 | 87.9 | 2 | 044719 | St Bernard-Elmwood Place City | 66.1 | 64.8 | CI | | SW-Exist | | | 65.45 | 263 | 3 |
| 010967 | Fairfax Elementary School | 412 | 57.0 | 3 | 043794 | Cleveland Heights-University Heights City | 64.1 | 67.1 | CI | | TA | | | 65.6 | 262 | 3 |
| 021170 | Lockland Elementary School | 292 | 44.7 | 2 | 044230 | Lockland Local | 66 | 65.2 | CI | | SW-Exist | | | 65.6 | 262 | 3 |
| 017228 | Huy Elementary School @ Gladstone | 185 | 78.9 | 3 | 043802 | Columbus City | 67.4 | 63.9 | CI | | SW-Exist | | | 65.65 | 260 | 3 |
| 010876 | Arts Impact Middle School (Aims) | 510 | 73.0 | 2 | 043802 | Columbus City | 64.6 | 66.8 | CI | | SW-Exist | | | 65.7 | 259 | 3 |
| 023259 | Max S Hayes High School | 498 | 100.0 | 4 | 043786 | Cleveland Municipal | 66.8 | 64.8 | CI | 74.9 | SW-Exist | | | 65.8 | 258 | 3 |
| 019877 | Maple Elementary School | 505 | 64.9 | 1 | 044628 | Painesville City Local | 65.5 | 66.3 | CI | | SW-Exist | | | 65.9 | 257 | 3 |
| 021097 | Litchfield Middle School | 563 | 57.1 | 3 | 043489 | Akron City | 63.9 | 68.2 | EFF | | TA | | | 66.05 | 256 | 3 |
| 070326 | Woodford Paideia Elementary School | 506 | 78.8 | 3 | 043752 | Cincinnati City | 67.2 | 64.9 | EFF | | SW-Exist | | | 66.05 | 255 | 3 |
| 028258 | Oakdale Elementary School | 459 | 81.3 | 4 | 044909 | Toledo City | 69.7 | 62.5 | EFF | | SW-Exist | | | 66.1 | 254 | 3 |
| 005405 | Central Academy Nongraded Elementary | 293 | 53.4 | 2 | 044404 | Middletown City | 68.6 | 63.7 | CI | | SW-Exist | | | 66.15 | 253 | 3 |

| BIRN | School | Enroll 2009 | % Pov 2009 (EMIS) | SI 2010 | DIRN | District | Current Achieve % Prof 2009 | % Prof Over 5 Years (Progress) | LRC 2009 | 5 Year Grad Rate (2004-2008) | Title 1 Services 2010 | At-Risk of Closing | Exm pt Close | Combined % Prof (current and over 5 years) | Rank for Lowest Performing (Tier 1 SIG) | SIG Tier |
|--------|----------------------------------------------------|-------------|--------------------|---------|--------|-----------------------------|-----------------------------|--------------------------------|----------|------------------------------|-----------------------|--------------------|--------------|--------------------------------------------|-----------------------------------------|----------|
| | School | | | | | | | | | | | | | | | |
| 016170 | Highland Middle School | 427 | 75.1 | 3 | 043539 | Barberton City | 68.5 | 63.8 | CI | | SW-Exist | | | 66.15 | 253 | 3 |
| 041277 | Wildwood Elementary School | 457 | 76.1 | 2 | 044404 | Middletown City | 65.2 | 67.1 | CI | | SW-Exist | | | 66.15 | 253 | 3 |
| 004218 | Brook Elementary School | 387 | 64.7 | 3 | 047308 | Rolling Hills Local | 68 | 64.4 | CI | | SW-Exist | | | 66.2 | 250 | 3 |
| 005447 | Wellston Middle School | 358 | 58.8 | 2 | 045021 | Wellston City | 67.5 | 65 | CI | | SW-Exist | | | 66.25 | 249 | 3 |
| 034249 | Shawnee Elementary School | 289 | 56.8 | 1 | 045153 | Xenia Community City | 64 | 68.6 | CI | | SW-Exist | | | 66.3 | 248 | 3 |
| 034819 | James E Hanna Elementary School | 316 | 54.1 | 3 | 044636 | Parma City | 65.1 | 67.6 | CI | | SW-Exist | | | 66.35 | 247 | 3 |
| 016840 | Horace Mann PreK-7 School | 348 | 100.0 | 3 | 043844 | Dayton City | 65.6 | 67.4 | CI | | SW-Exist | | | 66.5 | 246 | 3 |
| 031575 | Richmond Heights Elementary School | 486 | 47.7 | 1 | 046599 | Richmond Heights Local | 61.8 | 71.2 | CI | | SW-New | | | 66.5 | 246 | 3 |
| 024216 | Memorial Junior High School | 659 | 40.3 | 3 | 044792 | South Euclid-Lyndhurst City | 63.3 | 70.2 | CI | | SW-New | | | 66.75 | 244 | 3 |
| 062307 | Meigs Middle School | 426 | 65.7 | 3 | 048520 | Meigs Local | 64.6 | 69 | CI | | TA | | | 66.8 | 243 | 3 |
| 000360 | Miamisburg Secondary Digital Academy | 84 | 13.2 | 2 | | | 66.7 | 66.9 | CI | 80.3 | TA | | | 66.8 | 242 | 3 |
| 015206 | Harding Elementary School | 410 | 94.8 | 1 | 045161 | Youngstown City Schools | 72.5 | 61.3 | CI | | SW-Exist | | | 66.9 | 241 | 3 |
| 000585 | FCI Academy | 510 | 71.7 | 2 | | | 76 | 57.9 | CI | 93.8 | SW-New | | | 66.95 | 240 | 3 |
| 013334 | Georgian Heights Alternative Elementary School | 450 | 59.2 | 1 | 043802 | Columbus City | 70.2 | 63.9 | CI | | SW-Exist | | | 67.05 | 239 | 3 |
| 019190 | The Bridgeport School District - Middle School | 218 | 62.7 | 1 | 045237 | Bridgeport Exempted Village | 66.4 | 67.7 | CI | | SW-Exist | | | 67.05 | 238 | 3 |
| 132969 | Constellation Schools: Elyria Community Elementary | 249 | 38.3 | 3 | | | 70.8 | 63.4 | CI | | TA | | | 67.1 | 237 | 3 |
| 145417 | Rockhill Elementary School | 434 | 69.1 | 3 | 043497 | Alliance City | 67.6 | 66.7 | CI | | SW-Exist | | | 67.15 | 236 | 3 |
| 014639 | Greenville Junior High School | 470 | 37.5 | 5 | 044099 | Greenville City | 67.8 | 66.7 | CI | | TA | | | 67.25 | 235 | 3 |
| 016733 | Hoop Elementary School | 468 | 70.7 | 1 | 044412 | Mt Healthy City | 64.9 | 69.6 | CI | | SW-Exist | | | 67.25 | 235 | 3 |
| 062000 | Venice Heights Elementary School | 389 | 76.4 | 1 | 044743 | Sandusky City | 67.1 | 67.7 | EFF | | SW-Exist | | | 67.4 | 232 | 3 |
| 038000 | Local Intermediate | 350 | 56.1 | 2 | 044941 | Urbana City | 65.5 | 69.4 | EFF | | TA | | | 67.45 | 231 | 3 |

| BIRN | School | Enroll 2009 | % Pov 2009 (EMIS) | SI 2010 | DIRN | District | Current Achive % Prof 2009 | % Prof Over 5 Years (Progre ss) | LRC 2009 | 5 Year Grad Rate (2004-2008) | Title 1 Services 2010 | At-Risk of Closing | Exm pt Clos e | Combined % Prof (current and over 5 years) | Rank for Lowest Performg (Tier 1 SIG) | SIG Tier |
|--------|--------------------------------------------|-------------|--------------------|---------|--------|----------------------------|----------------------------|---------------------------------|----------|------------------------------|-----------------------|--------------------|---------------|--------------------------------------------|---------------------------------------|----------|
| | Elementary School | | | | | | | | | | | | | | | |
| 009031 | Rockside Elementary School | 564 | 71.0 | 2 | 044305 | Maple Heights City | 67.4 | 67.6 | CI | | SW-Exist | | | 67.5 | 230 | 3 |
| 026807 | New Lexington Middle School | 427 | 50.7 | 4 | 044479 | New Lexington City | 68.9 | 66.2 | CI | | TA | | | 67.55 | 229 | 3 |
| 000105 | Meigs Intermediate School | 423 | 66.1 | 2 | 048520 | Meigs Local | 69.1 | 66.2 | CI | | SW-Exist | | | 67.65 | 228 | 3 |
| 013938 | Goshen Lane Elementary School | 375 | 52.5 | 1 | 046961 | Gahanna-Jefferson City | 69.3 | 66.3 | CI | | SW-New | | | 67.8 | 227 | 3 |
| 012922 | Garfield Elementary School | 422 | 87.6 | 6 | 044909 | Toledo City | 72.9 | 62.8 | CI | | SW-Exist | | | 67.85 | 226 | 3 |
| 148791 | Central Elementary School | 421 | 75.0 | 2 | 043695 | Cambridge City | 72.1 | 64.2 | EFF | | SW-Exist | | | 68.15 | 225 | 3 |
| 027433 | North Elementary School | 474 | 46.3 | 5 | 043919 | East Liverpool City | 71.9 | 64.5 | EFF | | SW-Exist | | | 68.2 | 224 | 3 |
| 138743 | Galloway Ridge Intermediate School | 665 | 60.8 | 5 | 044800 | South-Western City | 68.2 | 68.2 | EFF | | SW-New | | | 68.2 | 224 | 3 |
| 038646 | West Franklin Elementary School | 584 | 72.4 | 6 | 044800 | South-Western City | 71.3 | 65.3 | CI | | SW-Exist | | | 68.3 | 222 | 3 |
| 004895 | Carl F Shuler | 363 | 99.8 | 5 | 043786 | Cleveland Municipal | 77.3 | 59.4 | CI | 83 | SW-Exist | | | 68.35 | 221 | 3 |
| 033670 | Saybrook Elementary School | 374 | 57.8 | 4 | 043513 | Ashtabula Area City | 68.9 | 67.8 | CI | | SW-Exist | | | 68.35 | 221 | 3 |
| 002378 | Benjamin Franklin | 659 | 100.0 | 3 | 043786 | Cleveland Municipal | 67.3 | 69.6 | CI | | SW-Exist | | | 68.45 | 219 | 3 |
| 089599 | London Elementary School | 997 | 38.8 | 5 | 044255 | London City | 68.1 | 68.8 | CI | | SW-Exist | | | 68.45 | 219 | 3 |
| 026484 | Navarre Elementary School | 417 | 88.7 | 3 | 044909 | Toledo City | 68.9 | 68 | EFF | | SW-Exist | | | 68.45 | 217 | 3 |
| 035154 | Crestline Southeast Elementary School | 226 | 71.2 | 2 | 045344 | Crestline Exempted Village | 69.9 | 67.5 | EFF | | SW-Exist | | | 68.7 | 216 | 3 |
| 031369 | Intermediate Elementary School | 486 | 57.3 | 1 | 044024 | Galion City | 68.5 | 69 | CI | | SW-Exist | | | 68.75 | 215 | 3 |
| 038786 | West Main Elementary School | 336 | 68.9 | 1 | 044685 | Ravenna City | 63.8 | 73.7 | EFF | | SW-Exist | | | 68.75 | 215 | 3 |
| 040147 | Hillsboro Primary School | 386 | 60.1 | 4 | 044123 | Hillsboro City | 64.5 | 73 | CI | | SW-Exist | | | 68.75 | 215 | 3 |
| 040105 | Waynesfield-Goshen Local Elementary School | 275 | 23.9 | 2 | 045971 | Waynesfield-Goshen Local | 68.8 | 68.9 | CI | | SW-Exist | | | 68.85 | 212 | 3 |
| 023820 | McKinley Elementary School | 485 | 47.9 | 1 | 045450 | Lisbon Exempted Village | 68.3 | 70 | CI | | SW-Exist | | | 69.15 | 211 | 3 |

| BIRN | School | Enroll 2009 | % Pov 2009 (EMIS) | SI 2010 | DIRN | District | Current Achieve % Prof 2009 | % Prof Over 5 Years (Progress) | LRC 2009 | 5 Year Grad Rate (2004-2008) | Title 1 Services 2010 | At-Risk of Closing | Exmpt Closure | Combined % Prof (current and over 5 years) | Rank for Lowest Performing (Tier 1 SIG) | SIG Tier |
|--------|-------------------------------------|-------------|-------------------|---------|--------|--------------------------------|-----------------------------|--------------------------------|----------|------------------------------|-----------------------|--------------------|---------------|--------------------------------------------|-----------------------------------------|----------|
| 003764 | Brookhaven High School | 941 | 86.3 | 5 | 043802 | Columbus City | 68.1 | 70.4 | CI | 67.2 | SW-Exist | | | 69.25 | 210 | 3 |
| 039313 | Washington Elementary School | 215 | 71.4 | 3 | 043984 | Findlay City | 70 | 68.7 | EFF | | SW-New | | | 69.35 | 209 | 3 |
| 061549 | Glendening Elementary School | 470 | 54.3 | 4 | 046979 | Groveport Madison Local | 72.7 | 66.2 | CI | | SW-Exist | | | 69.45 | 208 | 3 |
| 016766 | Harrison Hopedale Elementary School | 233 | 46.5 | 2 | 045245 | Harrison Hills City | 71.4 | 67.8 | CI | | SW-Exist | | | 69.6 | 207 | 3 |
| 142950 | Ohio Virtual Academy | 6911 | 47.4 | 4 | | | 69.1 | 70.2 | CI | 81.8 | SW-New | | | 69.65 | 206 | 3 |
| 039263 | Warrensville Heights High School | 760 | 20.7 | 3 | 045005 | Warrensville Heights City | 69.1 | 70.6 | CI | 97.9 | SW-New | | | 69.85 | 204 | 3 |
| 016055 | Southeastern Middle School | 421 | 47.3 | 4 | 049528 | Southeastern Local | 74.2 | 65.5 | EXCL | | SW-Exist | | | 69.85 | 204 | 3 |
| 033191 | James A Harmon Elementary School | 507 | 67.2 | 4 | 044800 | South-Western City | 71 | 68.8 | CI | | SW-Exist | | | 69.9 | 202 | 3 |
| 004358 | Burroughs Elementary School | 406 | 79.7 | 1 | 044909 | Toledo City | 75 | 64.9 | CI | | SW-New | | | 69.95 | 201 | 3 |
| 000470 | Independence Elementary School | 449 | 79.7 | 3 | 044222 | Lima City | 71.8 | 68.2 | EXCL | | SW-Exist | | | 70 | 200 | 3 |
| 008896 | Durling Middle School | 533 | 77.0 | 1 | 048132 | Clearview Local | 68.5 | 71.5 | CI | | SW-Exist | | | 70 | 200 | 3 |
| 020503 | Light Middle School | 444 | 60.7 | 5 | 043539 | Barberton City | 70.1 | 70.1 | EFF | | SW-Exist | | | 70.1 | 198 | 3 |
| 041962 | Woodland Elementary School | 268 | 49.7 | 1 | 044297 | Mansfield City | 70.2 | 70 | CI | | SW-Exist | | | 70.1 | 198 | 3 |
| 061556 | Sedalia Elementary | 472 | 61.5 | 3 | 046979 | Groveport Madison Local | 70.2 | 70.2 | CI | | SW-Exist | | | 70.2 | 196 | 3 |
| 030569 | Portsmouth High School | 725 | 65.2 | 4 | 044669 | Portsmouth City | 70.6 | 70.1 | CI | 83.2 | SW-Exist | | | 70.35 | 195 | 3 |
| 016618 | Roy E Holmes Elementary School | 670 | 51.9 | 2 | 045112 | Wilmington City | 71.3 | 69.5 | EFF | | SW-Exist | | | 70.4 | 194 | 3 |
| 012096 | Adena Elementary School | 574 | 37.8 | 2 | 049494 | Adena Local | 72.3 | 68.7 | EFF | | TA | | | 70.5 | 193 | 3 |
| 037689 | Paint Valley Elementary School | 482 | 48.9 | 2 | 049510 | Paint Valley Local | 75 | 66 | EFF | | SW-Exist | | | 70.5 | 193 | 3 |
| 015529 | Hartwell Elementary School | 382 | 77.2 | 2 | 043752 | Cincinnati City | 72.6 | 68.7 | CI | | SW-Exist | | | 70.65 | 191 | 3 |
| 037267 | Timken High School | 1221 | 72.0 | 5 | 043711 | Canton City | 70.1 | 71.4 | CI | 72.5 | TA | | | 70.75 | 190 | 3 |
| 025247 | National Trail Middle School | 346 | 39.4 | 2 | 049270 | National Trail Local | 70.9 | 70.6 | CI | | TA | | | 70.75 | 190 | 3 |
| 038885 | West Union Elementary School | 878 | 72.5 | 2 | 061903 | Adams County/Ohio Valley Local | 71.9 | 69.6 | CI | | SW-Exist | | | 70.75 | 190 | 3 |

| BIRN | School | Enroll 2009 | % Pov 2009 (EMIS) | SI 2010 | DIRN | District | Current Achieve % Prof 2009 | % Prof Over 5 Years (Progress) | LRC 2009 | 5 Year Grad Rate (2004-2008) | Title 1 Services 2010 | At-Risk of Closing | Exmpt Closure | Combined % Prof (current and over 5 years) | Rank for Lowest Performing (Tier 1 SIG) | SIG Tier |
|--------|-----------------------------------|-------------|-------------------|---------|--------|-----------------------------|-----------------------------|--------------------------------|----------|------------------------------|-----------------------|--------------------|---------------|--------------------------------------------|-----------------------------------------|----------|
| 010413 | Elmwood Elementary School | 367 | 64.8 | 2 | 044040 | Garfield Heights City | 65.9 | 75.8 | CI | | TA | | | 70.85 | 187 | 3 |
| 042077 | Woodsfield Elementary School | 552 | 61.2 | 1 | 048652 | Switzerland of Ohio Local | 70.8 | 71.2 | CI | | TA | | | 71 | 186 | 3 |
| 024851 | Miller High School | 421 | 56.5 | 1 | 049064 | Southern Local | 69.2 | 73.5 | CI | 93 | SW-New | | | 71.35 | 185 | 3 |
| 014613 | Greenview Upper Elementary School | 909 | 44.8 | 2 | 044792 | South Euclid-Lyndhurst City | 71.3 | 71.5 | EFF | | SW-New | | | 71.4 | 184 | 3 |
| 012781 | Galion Middle School | 485 | 50.9 | 3 | 044024 | Galion City | 70.9 | 72 | EFF | | TA | | | 71.45 | 183 | 3 |
| 000505 | Alton Hall Elementary School | 558 | 54.7 | 3 | 044800 | South-Western City | 72.4 | 70.8 | CI | | SW-New | | | 71.6 | 182 | 3 |
| 008078 | Danville Elementary School | 389 | 49.7 | 1 | 047837 | Danville Local | 72.6 | 71.7 | EFF | | SW-Exist | | | 72.15 | 181 | 3 |
| 023077 | Mary Irene Day Elementary School | 657 | 44.3 | 1 | 049890 | Minerva Local | 73.6 | 70.9 | EFF | | TA | | | 72.25 | 180 | 3 |
| 010025 | Edison Elementary School | 451 | 55.0 | 1 | 043505 | Ashland City | 70.4 | 74.2 | CI | | SW-Exist | | | 72.3 | 179 | 3 |
| 030809 | Prospect Elementary School | 231 | 51.7 | 3 | 044594 | Oberlin City Schools | 71.7 | 73 | CI | | SW-Exist | | | 72.35 | 178 | 3 |
| 034736 | Chillicothe Middle School | 654 | 51.0 | 3 | 043745 | Chillicothe City | 72.6 | 72.2 | CI | | SW-Exist | | | 72.4 | 177 | 3 |
| 037556 | Trimble Elementary School | 353 | 68.9 | 2 | 045922 | Trimble Local | 79 | 65.8 | EFF | | SW-Exist | | | 72.4 | 177 | 3 |
| 029041 | Fairborn Intermediate School | 631 | 27.2 | 2 | 043968 | Fairborn City | 74.2 | 70.7 | EFF | | SW-New | | | 72.45 | 175 | 3 |
| 089631 | J T Karaffa Middle School | 244 | 57.9 | 1 | 044917 | Toronto City | 77.4 | 67.5 | EFF | | SW-Exist | | | 72.45 | 175 | 3 |
| 029686 | Perry Elementary School | 460 | 34.9 | 2 | 045781 | Perry Local | 74.1 | 70.9 | EFF | | TA | | | 72.5 | 173 | 3 |
| 033738 | Schrop Intermediate School | 540 | 54.6 | 4 | 050062 | Springfield Local | 72.6 | 72.4 | EFF | | SW-New | | | 72.5 | 173 | 3 |
| 071399 | Southeast Junior High School | 490 | 30.7 | 3 | 049221 | Southeast Local | 73.8 | 71.2 | CI | | TA | | | 72.5 | 173 | 3 |
| 142141 | Southern Elementary School | 504 | 64.4 | 3 | 048538 | Southern Local | 77.3 | 67.8 | EXCL | | SW-Exist | | | 72.55 | 170 | 3 |
| 039628 | Washington Middle School | 522 | 49.9 | 2 | 045013 | Washington Court House City | 73.9 | 71.2 | EXCL | | SW-New | | | 72.55 | 169 | 3 |
| 000388 | Gateway Elementary School | 473 | 58.8 | 2 | 043810 | Conneaut Area City | 74.7 | 70.5 | EFF | | SW-Exist | | | 72.6 | 168 | 3 |
| 009514 | East High School | 727 | 90.8 | 4 | 043802 | Columbus City | 74 | 71.3 | CI | 64.2 | SW-Exist | | | 72.65 | 167 | 3 |
| 027946 | Greenwood Elementary School | 426 | 64.0 | 4 | 048231 | Washington Local | 72.2 | 73.2 | EFF | | SW-Exist | | | 72.7 | 165 | 3 |

| BIRN | School | Enroll 2009 | % Pov 2009 (EMIS) | SI 2010 | DIRN | District | Current Achieve % Prof 2009 | % Prof Over 5 Years (Progress) | LRC 2009 | 5 Year Grad Rate (2004-2008) | Title 1 Services 2010 | At-Risk of Closing | Exm pt Clos e | Combined % Prof (current and over 5 years) | Rank for Lowest Performing (Tier 1 SIG) | SIG Tier |
|--------|-------------------------------------------|-------------|--------------------|---------|--------|---------------------------|-----------------------------|--------------------------------|----------|------------------------------|-----------------------|--------------------|---------------|--------------------------------------------|-----------------------------------------|----------|
| 032805 | Upper Scioto Valley Elementary School | 317 | 52.4 | 2 | 047522 | Upper Scioto Valley Local | 75.2 | 70.3 | EFF | | TA | | | 72.75 | 164 | 3 |
| 000124 | Oak Hill Elementary | 623 | 67.4 | 1 | 047761 | Oak Hill Union Local | 73.4 | 72.2 | EFF | | SW-Exist | | | 72.8 | 163 | 3 |
| 000138 | Pathway School of Discovery | 687 | 73.7 | 2 | | | 76.4 | 69.3 | EXCL | | SW-Exist | | | 72.85 | 162 | 3 |
| 006510 | Claymont Junior High School | 323 | 53.4 | 2 | 043778 | Claymont City | 73.6 | 72.1 | CI | | SW-Exist | | | 72.85 | 162 | 3 |
| 023671 | McKinley Elementary School | 449 | 45.4 | 3 | 045153 | Xenia Community City | 74.1 | 71.6 | EFF | | TA | | | 72.85 | 162 | 3 |
| 037986 | Urbana Junior High School | 380 | 42.9 | 2 | 044941 | Urbana City | 74.7 | 71 | EFF | | TA | | | 72.85 | 162 | 3 |
| 008581 | Dominion Middle School | 552 | 58.1 | 2 | 043802 | Columbus City | 73.8 | 72 | CI | | SW-Exist | | | 72.9 | 158 | 3 |
| 011817 | Fairborn Primary School | 1476 | 33.4 | 3 | 043968 | Fairborn City | 73.5 | 72.3 | EFF | | SW-Exist | | | 72.9 | 158 | 3 |
| 032581 | Roosevelt Middle School | 495 | 45.4 | 4 | 045179 | Zanesville City | 70.9 | 74.9 | EFF | | TA | | | 72.9 | 158 | 3 |
| 000451 | Manchester Elementary School | 485 | 65.9 | 3 | 000442 | Manchester Local | 76.1 | 70 | EFF | | SW-Exist | | | 73.05 | 155 | 3 |
| 028340 | Oakwood Elementary School | 296 | 70.7 | 2 | 043943 | Elyria City Schools | 77 | 69.2 | EFF | | SW-Exist | | | 73.1 | 154 | 3 |
| 035881 | State Road Elementary School | 384 | 44.5 | 1 | 044636 | Parma City | 75.6 | 70.8 | EFF | | TA | | | 73.2 | 153 | 3 |
| 138750 | Park Street Intermediate School | 736 | 45.1 | 2 | 044800 | South-Western City | 73.8 | 72.8 | EXCL | | SW-New | | | 73.3 | 152 | 3 |
| 011544 | Field Elementary School | 332 | 76.7 | 4 | 043992 | Fostoria City | 75 | 71.7 | CI | | SW-Exist | | | 73.35 | 151 | 3 |
| 042143 | Laura Woodward Elementary School | 274 | 60.0 | 3 | 043877 | Delaware City | 71.8 | 75.1 | EFF | | SW-Exist | | | 73.45 | 150 | 3 |
| 138735 | Holt Crossing Intermediate School | 708 | 58.6 | 3 | 044800 | South-Western City | 73.8 | 73.1 | EXCL | | SW-New | | | 73.45 | 150 | 3 |
| 125351 | Felicity-Franklin Middle School | 354 | 55.1 | 2 | 046334 | Felicity-Franklin Local | 74.4 | 72.5 | EXCL | | SW-Exist | | | 73.45 | 148 | 3 |
| 035329 | Spencer Elementary School | 447 | 57.8 | 2 | 044057 | Geneva Area City | 72.3 | 74.7 | CI | | SW-New | | | 73.5 | 147 | 3 |
| 022574 | Maple Leaf Intermediate Elementary School | 588 | 65.5 | 2 | 044040 | Garfield Heights City | 71.6 | 75.8 | CI | | SW-Exist | | | 73.7 | 146 | 3 |
| 040816 | Westview Elementary School | 424 | 20.2 | 1 | 045179 | Zanesville City | 71.8 | 75.6 | EFF | | TA | | | 73.7 | 146 | 3 |
| 121533 | Darby Woods Elementary School | 722 | 63.1 | 3 | 044800 | South-Western City | 74.8 | 72.6 | EFF | | SW-Exist | | | 73.7 | 146 | 3 |
| 037010 | Madison-Plains Middle School | 301 | 30.3 | 1 | 048272 | Madison-Plains Local | 76.2 | 71.5 | EXCL | | TA | | | 73.85 | 143 | 3 |

| BIRN | School | Enroll 2009 | % Pov 2009 (EMIS) | SI 2010 | DIRN | District | Current Achive % Prof 2009 | % Prof Over 5 Years (Progress) | LRC 2009 | 5 Year Grad Rate (2004-2008) | Title 1 Services 2010 | At-Risk of Closing | Exm pt Clos e | Combined % Prof (current and over 5 years) | Rank for Lowest Performing (Tier 1 SIG) | SIG Tier |
|--------|-------------------------------------|-------------|-------------------|---------|--------|------------------------------|----------------------------|--------------------------------|----------|------------------------------|-----------------------|--------------------|---------------|--------------------------------------------|-----------------------------------------|----------|
| 146464 | Rock Hill Elementary School | 787 | 62.3 | 2 | 047944 | Rock Hill Local | 76.7 | 71.2 | EFF | | SW-Exist | | | 73.95 | 142 | 3 |
| 038596 | West Carrollton Middle School | 844 | 46.2 | 2 | 045054 | West Carrollton City | 73.4 | 74.6 | CI | | SW-New | | | 74 | 141 | 3 |
| 061713 | South Vienna Elementary School | 478 | 29.5 | 2 | 046250 | Northeastern Local | 76.4 | 71.7 | EFF | | TA | | | 74.05 | 140 | 3 |
| 008409 | Denver Place Elementary School | 647 | 46.6 | 2 | 045112 | Wilmington City | 75.8 | 72.4 | EFF | | SW-Exist | | | 74.1 | 139 | 3 |
| 039305 | Washington Elementary School | 521 | 58.0 | 1 | 044495 | Niles City | 74 | 74.6 | EFF | | SW-New | | | 74.3 | 138 | 3 |
| 002659 | Beverly-Center Elementary School | 277 | 49.5 | 2 | 050484 | Fort Frye Local | 78.7 | 69.9 | EXCL | | SW-Exist | | | 74.3 | 137 | 3 |
| 040410 | Waverly Intermediate School | 475 | 56.6 | 3 | 049148 | Waverly City | 73.5 | 75.6 | EFF | | SW-Exist | | | 74.55 | 136 | 3 |
| 064600 | Barnesville Middle School | 335 | 40.3 | 3 | 045203 | Barnesville Exempted Village | 76 | 73.1 | EFF | | SW-New | | | 74.55 | 136 | 3 |
| 040881 | Westwood Elementary School | 352 | 38.9 | 1 | 045658 | Wellington Exempted Village | 70.9 | 78.2 | EFF | | TA | | | 74.55 | 134 | 3 |
| 032706 | Rosemount Elementary School | 173 | 45.0 | 2 | 049601 | Clay Local | 77.1 | 72.1 | EFF | | SW-Exist | | | 74.6 | 133 | 3 |
| 020701 | Lincoln Elementary School | 442 | 52.8 | 1 | 043984 | Findlay City | 72.6 | 76.7 | EFF | | SW-Exist | | | 74.65 | 132 | 3 |
| 042093 | Woodside Elementary School | 350 | 69.0 | 1 | 048298 | Austintown Local | 71.4 | 77.9 | EFF | | SW-Exist | | | 74.65 | 132 | 3 |
| 004838 | East Palestine Elementary School | 602 | 46.5 | 1 | 043927 | East Palestine City | 76.7 | 72.8 | EFF | | SW-Exist | | | 74.75 | 130 | 3 |
| 015396 | Harrison Elementary School | 556 | 37.0 | 1 | 047381 | Southwest Local | 72.8 | 76.8 | EFF | | TA | | | 74.8 | 129 | 3 |
| 042861 | Benjamin Harrison Elementary School | 344 | 48.4 | 3 | 044339 | Marion City | 74.5 | 75.1 | CI | | SW-New | | | 74.8 | 129 | 3 |
| 066472 | Jackson Intermediate | 501 | 16.3 | 1 | 047993 | Lakewood Local | 74.2 | 75.5 | EFF | | SW-New | | | 74.85 | 127 | 3 |
| 033027 | Harry Russell Elementary School | 407 | 53.6 | 2 | 045054 | West Carrollton City | 75.8 | 74 | EFF | | SW-Exist | | | 74.9 | 126 | 3 |
| 017137 | Huntington Elementary School | 601 | 55.0 | 1 | 049502 | Huntington Local | 76.8 | 73.2 | EFF | | SW-Exist | | | 75 | 125 | 3 |
| 000400 | Mapleton Elementary School | 444 | 33.8 | 1 | 045831 | Mapleton Local | 75.1 | 75 | EFF | | TA | | | 75.05 | 124 | 3 |
| 142174 | West Elementary School | 383 | 59.2 | 3 | 048777 | Morgan Local | 74 | 76.1 | EXCL | | SW-Exist | | | 75.05 | 124 | 3 |
| 013839 | Gordon Dewitt Elementary School | 496 | 38.4 | 3 | 043836 | Cuyahoga Falls City | 76.6 | 73.6 | EFF | | TA | | | 75.1 | 122 | 3 |

| BIRN | School | Enroll 2009 | % Pov 2009 (EMIS) | SI 2010 | DIRN | District | Current Achieve % Prof 2009 | % Prof Over 5 Years (Progress) | LRC 2009 | 5 Year Grad Rate (2004-2008) | Title 1 Services 2010 | At-Risk of Closing | Exmpt Close | Combined % Prof (current and over 5 years) | Rank for Lowest Performing (Tier 1 SIG) | SIG Tier |
|--------|-----------------------------------|-------------|-------------------|---------|--------|-------------------------------|-----------------------------|--------------------------------|----------|------------------------------|-----------------------|--------------------|-------------|--------------------------------------------|-----------------------------------------|----------|
| 034801 | Snowhill Elementary School | 413 | 40.8 | 1 | 044818 | Springfield City | 73.1 | 77.2 | EXCL | | SW-New | | | 75.15 | 121 | 3 |
| 025742 | Riverdale Elementary School | 243 | 38.0 | 1 | 047514 | Riverdale Local | 75.7 | 74.7 | EFF | | TA | | | 75.2 | 120 | 3 |
| 037523 | Triad Elementary School | 418 | 41.6 | 1 | 046201 | Triad Local | 76.5 | 74.1 | EFF | | TA | | | 75.3 | 119 | 3 |
| 003954 | William Bruce Elementary School | 545 | 31.7 | 2 | 043935 | Eaton Community City | 75.7 | 75.3 | EFF | | SW-New | | | 75.5 | 118 | 3 |
| 132266 | Union Local Elementary School | 655 | 41.6 | 2 | 046011 | Union Local | 76.3 | 74.9 | EFF | | TA | | | 75.6 | 117 | 3 |
| 035360 | Spring Hill Junior High School | 379 | 43.9 | 2 | 050062 | Springfield Local | 78.6 | 72.8 | EFF | | TA | | | 75.7 | 116 | 3 |
| 008278 | Noble Academy-Cleveland | 239 | 89.1 | 1 | | | 82.5 | 69 | EXCL | | SW-New | | | 75.75 | 115 | 3 |
| 009507 | Greenville Middle School | 410 | 38.5 | 1 | 044099 | Greenville City | 75.7 | 75.9 | EFF | | TA | | | 75.8 | 114 | 3 |
| 000242 | North Union Elementary School | 675 | 41.4 | 1 | 050336 | North Union Local | 76 | 75.7 | EFF | | SW-New | | | 75.85 | 113 | 3 |
| 005009 | Carrollton Elementary School | 644 | 38.5 | 1 | 045278 | Carrollton Exempted Village | 76.2 | 75.5 | EFF | | SW-Exist | | | 75.85 | 113 | 3 |
| 027649 | Northeastern Elementary School | 478 | 50.6 | 1 | 043588 | Bellefontaine City | 72.8 | 79 | EFF | | SW-Exist | | | 75.9 | 111 | 3 |
| 125773 | Portsmouth West Elementary School | 725 | 57.1 | 3 | 049650 | Washington-Nile Local | 79.9 | 72 | EXCL | | SW-Exist | | | 75.95 | 110 | 3 |
| 005256 | Newton Falls Middle School | 451 | 46.3 | 2 | 045567 | Newton Falls Exempted Village | 77.4 | 74.7 | EXCL | | TA | | | 76.05 | 109 | 3 |
| 008847 | Philo Junior High School | 488 | 45.1 | 1 | 048843 | Franklin Local | 80.1 | 72.2 | EFF | | SW-New | | | 76.15 | 108 | 3 |
| 030783 | Prospect Elementary School | 418 | 49.9 | 1 | 043943 | Elyria City Schools | 75.8 | 76.6 | EFF | | TA | | | 76.2 | 107 | 3 |
| 018416 | John Marshall High School | 1668 | 100.0 | 6 | 043786 | Cleveland Municipal | 77.3 | 75.4 | CI | 63.7 | SW-Exist | | | 76.35 | 106 | 3 |
| 025452 | Ledgemont Elementary School | 413 | 9.9 | 1 | 047209 | Ledgemont Local | 77.3 | 75.4 | EFF | | TA | | | 76.35 | 106 | 3 |
| 081752 | Bell-Herron Middle School | 599 | 32.6 | 2 | 045278 | Carrollton Exempted Village | 77.2 | 75.6 | EFF | | SW-Exist | | | 76.4 | 104 | 3 |
| 035527 | Springfield High School | 2010 | 50.6 | 4 | 044818 | Springfield City | 73.8 | 79.2 | CI | 88 | SW-New | | | 76.5 | 103 | 3 |
| 014035 | Graham Elementary School | 1011 | 36.2 | 1 | 046193 | Graham Local | 77.5 | 75.5 | EFF | | SW-New | | | 76.5 | 103 | 3 |
| 036350 | Elida Elementary | 933 | 47.9 | 3 | 045773 | Elida Local | 77.5 | 75.6 | CI | | SW-Exist | | | 76.55 | 101 | 3 |
| 000450 | Manchester High School | 316 | 50.9 | 1 | 000442 | Manchester Local | 78 | 75.2 | EFF | 92.9 | SW-New | | | 76.6 | 100 | 3 |

| BIRN | School | Enroll 2009 | % Pov 2009 (EMIS) | SI 2010 | DIRN | District | Current Achieve % Prof 2009 | % Prof Over 5 Years (Progress) | LRC 2009 | 5 Year Grad Rate (2004-2008) | Title 1 Services 2010 | At-Risk of Closing | Exmpt Close | Combined % Prof (current and over 5 years) | Rank for Lowest Performing (Tier 1 SIG) | SIG Tier |
|--------|---------------------------------------------|-------------|-------------------|---------|--------|-------------------------|-----------------------------|--------------------------------|----------|------------------------------|-----------------------|--------------------|-------------|--------------------------------------------|-----------------------------------------|----------|
| 015131 | Hardin Central Elementary School | 329 | 46.6 | 1 | 044172 | Kenton City | 78.3 | 74.9 | EXCL | | SW-Exist | | | 76.6 | 100 | 3 |
| 068528 | Beechcroft High School | 890 | 77.9 | 1 | 043802 | Columbus City | 75 | 78.4 | CI | 85.6 | TA | | | 76.7 | 98 | 3 |
| 041335 | William Foster Elementary School | 549 | 57.9 | 1 | 044040 | Garfield Heights City | 76.9 | 76.7 | EFF | | SW-Exist | | | 76.8 | 97 | 3 |
| 062364 | Orrville Middle School | 517 | 40.7 | 2 | 044610 | Orrville City | 78.5 | 75.2 | EFF | | TA | | | 76.85 | 96 | 3 |
| 014886 | Hamersville Elementary School | 662 | 51.6 | 2 | 046060 | Western Brown Local | 78 | 75.8 | EFF | | SW-Exist | | | 76.9 | 95 | 3 |
| 043372 | River Valley Middle School | 441 | 31.9 | 1 | 048447 | River Valley Local | 77.3 | 76.6 | EFF | | TA | | | 76.95 | 94 | 3 |
| 024661 | Mifflin High School | 643 | 85.8 | 1 | 043802 | Columbus City | 83.3 | 70.9 | EFF | 68.2 | TA | | | 77.1 | 93 | 3 |
| 027904 | Northwestern Middle School | 597 | 25.2 | 3 | 046268 | Northwestern Local | 77.7 | 76.6 | EXCL | | TA | | | 77.15 | 92 | 3 |
| 066787 | Winton Woods Elementary School | 554 | 55.1 | 1 | 044081 | Winton Woods City | 79.2 | 75.1 | EXCL | | SW-New | | | 77.15 | 92 | 3 |
| 142158 | Morgan Junior High School | 301 | 51.1 | 1 | 048777 | Morgan Local | 77.1 | 77.2 | EFF | | TA | | | 77.15 | 92 | 3 |
| 015214 | Harding High School | 1421 | 56.9 | 5 | 044339 | Marion City | 74.8 | 79.6 | CI | 77.6 | SW-New | | | 77.2 | 89 | 3 |
| 000539 | Amanda-Clearcreek Elementary School | 403 | 34.4 | 1 | 046847 | Amanda-Clearcreek Local | 77.6 | 76.8 | EFF | | TA | | | 77.2 | 89 | 3 |
| 062232 | Maysville Middle School | 504 | 47.5 | 2 | 048850 | Maysville Local | 78.8 | 75.6 | EFF | | SW-New | | | 77.2 | 89 | 3 |
| 022780 | Marietta Middle School | 643 | 35.6 | 1 | 044321 | Marietta City | 78.5 | 75.9 | EFF | | TA | | | 77.2 | 86 | 3 |
| 136788 | Southeast Intermediate Elementary School | 388 | 36.0 | 1 | 049221 | Southeast Local | 78 | 76.6 | EFF | | TA | | | 77.3 | 85 | 3 |
| 022061 | Madison Intermediate School | 475 | 25.9 | 2 | 046128 | Madison Local | 79.2 | 75.4 | EFF | | TA | | | 77.3 | 84 | 3 |
| 005439 | Central Elementary School | 382 | 75.1 | 2 | 045096 | Willard City | 82.6 | 72.2 | EFF | | SW-Exist | | | 77.4 | 83 | 3 |
| 139220 | Lynchburg-Clay Middle School | 301 | 30.4 | 1 | 047639 | Lynchburg-Clay Local | 76.7 | 78.4 | EFF | | TA | | | 77.55 | 82 | 3 |
| 000711 | Pymatuning Valley Primary Elementary School | 415 | 57.4 | 1 | 045880 | Pymatuning Valley Local | 78.3 | 76.9 | EFF | | SW-Exist | | | 77.6 | 81 | 3 |
| 039107 | Walnut Ridge High School | 837 | 81.4 | 5 | 043802 | Columbus City | 80.6 | 75.1 | CI | 64.3 | TA | | | 77.85 | 80 | 3 |
| 024836 | B L Miller Elementary School | 354 | 61.8 | 1 | 048355 | Sebring Local | 79.7 | 76 | EFF | | SW-Exist | | | 77.85 | 80 | 3 |
| 000119 | Oak Hill Middle/High School | 684 | 49.1 | 1 | 047761 | Oak Hill Union Local | 78.6 | 77.3 | EXCL | 94.9 | SW-New | | | 77.95 | 78 | 3 |

| BIRN | School | Enroll 2009 | % Pov 2009 (EMIS) | SI 2010 | DIRN | District | Current Achieve % Prof 2009 | % Prof Over 5 Years (Progress) | LRC 2009 | 5 Year Grad Rate (2004-2008) | Title 1 Services 2010 | At-Risk of Closing | Exm pt Clo se | Combined % Prof (current and over 5 years) | Rank for Lowest Perform ing (Tier 1 SIG) | SIG Tier |
|--------|-------------------------------------------|-------------|--------------------|---------|--------|--------------------------------|-----------------------------|--------------------------------|----------|------------------------------|-----------------------|--------------------|---------------|--------------------------------------------|------------------------------------------|----------|
| 024000 | Meadowvale Elementary School | 455 | 51.0 | 1 | 048231 | Washington Local | 78.3 | 77.6 | EXCL | | SW-New | | | 77.95 | 78 | 3 |
| 017863 | Jane Addams Business Careers High School | 398 | 100.0 | 1 | 043786 | Cleveland Municipal | 74.7 | 81.2 | CI | 93.2 | SW-Exist | | | 77.95 | 76 | 3 |
| 041939 | Woodbury Elementary School | 836 | 30.5 | 2 | 044750 | Shaker Heights City | 77.2 | 78.7 | EFF | | TA | | | 77.95 | 76 | 3 |
| 011494 | Felicity-Franklin Local Elementary School | 434 | 56.5 | 1 | 046334 | Felicity-Franklin Local | 79.9 | 76.1 | EXCL | | SW-Exist | | | 78 | 74 | 3 |
| 099598 | Daniel Wright Elementary School | 467 | 44.6 | 2 | 047027 | Dublin City | 79.4 | 76.6 | EXCL | | TA | | | 78 | 74 | 3 |
| 122747 | Hilliard Horizon Elementary School | 513 | 38.9 | 2 | 047019 | Hilliard City | 79.9 | 76.3 | EXCL | | TA | | | 78.1 | 72 | 3 |
| 024018 | Dohron Wilson Elementary School | 502 | 30.8 | 2 | 045484 | Mechanicsburg Exempted Village | 79.3 | 77.1 | EXCL | | SW-Exist | | | 78.2 | 71 | 3 |
| 011023 | South Central Elementary School | 614 | 43.1 | 2 | 047738 | South Central Local | 79.2 | 77.2 | EFF | | TA | | | 78.2 | 70 | 3 |
| 012591 | Fort Frye High School | 582 | 30.8 | 1 | 050484 | Fort Frye Local | 79.2 | 77.4 | CI | 92.8 | SW-New | | | 78.3 | 69 | 3 |
| 009423 | East Elementary School | 327 | 58.4 | 2 | 044941 | Urbana City | 81.2 | 75.5 | EXCL | | TA | | | 78.35 | 68 | 3 |
| 135046 | Eastern Elementary School | 640 | 42.1 | 1 | 048512 | Eastern Local | 80.1 | 76.9 | EFF | | SW-Exist | | | 78.5 | 67 | 3 |
| 008136 | David Anderson Jr/Sr High School | 565 | 46.0 | 2 | 045450 | Lisbon Exempted Village | 77.9 | 79.9 | EFF | 93.8 | SW-Exist | | | 78.9 | 66 | 3 |
| 036624 | Mohawk Elementary School | 480 | 31.7 | 1 | 050740 | Mohawk Local | 79.6 | 78.2 | EFF | | TA | | | 78.9 | 66 | 3 |
| 004937 | Bobby F. Grigsby Intermediate School | 413 | 26.5 | 1 | 050419 | Carlisle Local | 79.4 | 78.6 | EFF | | TA | | | 79 | 64 | 3 |
| 029819 | Phillips Elementary School | 397 | 50.2 | 1 | 044321 | Marietta City | 77.6 | 80.4 | EFF | | SW-Exist | | | 79 | 64 | 3 |
| 061952 | Benjamin Logan Middle School | 588 | 22.7 | 2 | 048074 | Benjamin Logan Local | 78.8 | 79.2 | EXCL | | TA | | | 79 | 64 | 3 |
| 017830 | James Ford Rhodes High School | 1360 | 100.0 | 5 | 043786 | Cleveland Municipal | 78.5 | 79.6 | CI | 64.4 | SW-Exist | | | 79.05 | 61 | 3 |
| 019521 | Lake Elementary School | 497 | 42.0 | 2 | 050690 | Lake Local | 80.1 | 78 | EFF | | TA | | | 79.05 | 61 | 3 |
| 014142 | Grant Elementary School | 345 | 55.5 | 2 | 044198 | Lakewood City | 79.5 | 78.8 | EXCL | | SW-Exist | | | 79.15 | 59 | 3 |
| 043224 | Mt Orab Primary Elementary School | 936 | 51.5 | 2 | 046060 | Western Brown Local | 82.2 | 76.2 | EXCL | | SW-Exist | | | 79.2 | 58 | 3 |
| 005504 | Davey Elementary School | 362 | 49.5 | 1 | 044164 | Kent City | 78 | 80.6 | EFF | | TA | | | 79.3 | 57 | 3 |
| 030973 | R C Waters Elementary | 457 | 38.3 | 1 | 048926 | Benton Carroll | 79.1 | 79.7 | EFF | | TA | | | 79.4 | 56 | 3 |

| BIRN | School | Enroll 2009 | % Pov 2009 (EMIS) | SI 2010 | DIRN | District | Current Achive % Prof 2009 | % Prof Over 5 Years (Progress) | LRC 2009 | 5 Year Grad Rate (2004-2008) | Title 1 Services 2010 | At-Risk of Closing | Exmpt Close | Combined % Prof (current and over 5 years) | Rank for Lowest Performing (Tier 1 SIG) | SIG Tier |
|--------|-------------------------------------------|-------------|-------------------|---------|--------|-------------------------------------|----------------------------|--------------------------------|-----------------------|------------------------------|-----------------------|--------------------|-------------|--------------------------------------------|-----------------------------------------|----------|
| | School | | | | | Salem Local | | | | | | | | | | |
| 039206 | Warner Girls Leadership Academy | 164 | 100.0 | 1 | 043786 | Cleveland Municipal | 79.4 | 79.4 | EXCL | | SW-Exist | | | 79.4 | 56 | 3 |
| 034520 | Shreve Elementary School | 474 | 46.3 | 1 | 050591 | Triway Local | 80.3 | 78.7 | EFF | | TA | | | 79.5 | 54 | 3 |
| 038331 | Vermilion Intermediate Elementary School | 498 | 42.5 | 1 | 046821 | Vermilion Local | 79.9 | 79.2 | EFF | | TA | | | 79.55 | 53 | 3 |
| 022095 | Buckeye Trail Elementary | 545 | 52.5 | 1 | 069682 | East Guernsey Local | 80.6 | 80 | EFF | | SW-Exist | | | 80.3 | 52 | 3 |
| 036251 | Streetsboro Middle School | 313 | 35.2 | 1 | 049239 | Streetsboro City | 82 | 78.7 | EFF | | TA | | | 80.35 | 51 | 3 |
| 118158 | Canal Winchester Middle School | 791 | 22.7 | 2 | 046946 | Canal Winchester Local | 82.3 | 78.4 | EXCL | | TA | | | 80.35 | 51 | 3 |
| 011668 | Finneytown Secondary Campus | 856 | 24.7 | 3 | 047332 | Finneytown Local | 80.4 | 80.4 | CI | 92.6 | TA | | | 80.4 | 49 | 3 |
| 027680 | Northland High School | 1270 | 73.9 | 1 | 043802 | Columbus City | 79.3 | 81.6 | CI | 82.5 | TA | | | 80.45 | 48 | 3 |
| 042598 | Zanesville High School | 981 | 47.6 | 5 | 045179 | Zanesville City | 82.3 | 78.6 | CI | 92.6 | TA | | | 80.45 | 48 | 3 |
| 042804 | Bigelow Hill Elementary School | 284 | 43.9 | 1 | 043984 | Findlay City | 79.5 | 81.5 | EFF | | TA | | | 80.5 | 46 | 3 |
| 031815 | Ripley-Union-Lewis-Huntington High School | 400 | 49.1 | 3 | 046078 | Ripley-Union-Lewis-Huntington Local | 81 | 80.1 | EFF | 93.4 | SW-New | | | 80.55 | 45 | 3 |
| 028522 | Buckeye Trail Middle School | 310 | 50.2 | 1 | 069682 | East Guernsey Local | 80.5 | 80.7 | EFF | | SW-Exist | | | 80.6 | 44 | 3 |
| 140806 | Alton Darby Elementary School | 577 | 18.8 | 2 | 047019 | Hilliard City | 81.1 | 80.3 | EFF | | TA | | | 80.7 | 43 | 3 |
| 024893 | Herbert Mills Elementary School | 319 | 47.1 | 1 | 047001 | Reynoldsburg City | 81.4 | 80.5 | EXCL with Distinction | | TA | | | 80.95 | 42 | 3 |
| 066811 | Mark Twain Elementary School | 432 | 27.3 | 2 | 045047 | Westerville City | 80.8 | 81.2 | EFF | | TA | | | 81 | 41 | 3 |
| 014456 | Greene Middle School | 396 | 11.1 | 1 | 050559 | Green Local | 81.2 | 80.9 | EFF | | TA | | | 81.05 | 40 | 3 |
| 001859 | Beacon Elementary School | 498 | 31.3 | 1 | 047019 | Hilliard City | 82.2 | 80.2 | EXCL | | TA | | | 81.2 | 39 | 3 |
| 000383 | Crestwood Intermediate School | 465 | 12.8 | 1 | 049189 | Crestwood Local | 83.4 | 79.1 | EFF | | TA | | | 81.25 | 38 | 3 |
| 041830 | Wintersville Elementary School | 481 | 46.3 | 1 | 047803 | Indian Creek Local | 80 | 82.9 | EFF | | SW-New | | | 81.45 | 37 | 3 |
| 003806 | Brookpark Memorial Elementary School | 679 | 34.8 | 2 | 043612 | Berea City | 81.3 | 81.9 | EFF | | TA | | | 81.6 | 36 | 3 |

| BIRN | School | Enroll 2009 | % Pov 2009 (EMIS) | SI 2010 | DIRN | District | Current Achieve % Prof 2009 | % Prof Over 5 Years (Progress) | LRC 2009 | 5 Year Grad Rate (2004-2008) | Title 1 Services 2010 | At-Risk of Closing | Exmpt Close | Combined % Prof (current and over 5 years) | Rank for Lowest Performing (Tier 1 SIG) | SIG Tier |
|--------|-------------------------------------|-------------|-------------------|---------|--------|--------------------------|-----------------------------|--------------------------------|-----------------------|------------------------------|-----------------------|--------------------|-------------|--------------------------------------------|-----------------------------------------|----------|
| 022483 | Mansfield High School | 985 | 63.4 | 5 | 044297 | Mansfield City | 82.3 | 81 | CI | 83.1 | TA | | | 81.65 | 35 | 3 |
| 031963 | Riverside School | 546 | 100.0 | 1 | 043786 | Cleveland Municipal | 82.5 | 80.9 | EFF | | SW-Exist | | | 81.7 | 34 | 3 |
| 147389 | SuccessTech Academy School | 243 | 100.0 | 1 | 043786 | Cleveland Municipal | 80.8 | 83.2 | CI | 89.8 | SW-Exist | | | 82 | 33 | 3 |
| 023143 | Symmes Valley Elementary School | 560 | 57.4 | 2 | 047969 | Symmes Valley Local | 82.3 | 82.1 | EFF | | SW-Exist | | | 82.2 | 32 | 3 |
| 026567 | Nelsonville-York High School | 408 | 52.3 | 1 | 044446 | Nelsonville-York City | 80.3 | 84.3 | EFF | 87.8 | TA | | | 82.3 | 31 | 3 |
| 039057 | Walnut Elementary School | 509 | 29.9 | 1 | 049098 | Teays Valley Local | 82.2 | 82.7 | EFF | | TA | | | 82.45 | 30 | 3 |
| 015149 | Hardin Elementary School | 461 | 34.5 | 1 | 049791 | Hardin-Houston Local | 84.5 | 80.5 | EXCL | | TA | | | 82.5 | 29 | 3 |
| 000059 | Ada Elementary School | 466 | 53.7 | 1 | 045187 | Ada Exempted Village | 82.9 | 82.2 | EXCL | | TA | | | 82.55 | 28 | 3 |
| 009308 | East Elementary School | 593 | 44.7 | 1 | 044727 | St Marys City | 84.2 | 81.2 | EXCL | | TA | | | 82.7 | 27 | 3 |
| 067728 | Briggs High School | 998 | 80.4 | 1 | 043802 | Columbus City | 80.8 | 84.9 | CI | 67.3 | TA | | | 82.85 | 26 | 3 |
| 145292 | Hill Intermediate Elementary School | 423 | 45.2 | 1 | 046318 | Bethel-Tate Local | 82.3 | 83.6 | EFF | | TA | | | 82.95 | 25 | 3 |
| 005462 | Fairfield Central Elementary School | 610 | 37.8 | 2 | 046102 | Fairfield City | 82.1 | 84.1 | EXCL with Distinction | | TA | | | 83.1 | 24 | 3 |
| 012120 | Franklin Elementary School | 458 | 45.8 | 1 | 043885 | Delphos City | 83.2 | 83 | EXCL | | TA | | | 83.1 | 24 | 3 |
| 041723 | Windham High School | 242 | 57.6 | 1 | 045666 | Windham Exempted Village | 83.5 | 82.8 | EFF | 90.7 | SW-Exist | | | 83.15 | 22 | 3 |
| 036723 | Stranahan Elementary School | 458 | 5.9 | 1 | 044875 | Sylvania City | 84.5 | 82.6 | EFF | | TA | | | 83.55 | 21 | 3 |
| 025130 | Tuslaw Middle School | 697 | 26.1 | 2 | 049957 | Tuslaw Local | 84.3 | 82.9 | EFF | | TA | | | 83.6 | 20 | 3 |
| 040360 | West Elementary School | 313 | 57.5 | 1 | 043729 | Celina City | 87.6 | 79.7 | EXCL | | TA | | | 83.65 | 19 | 3 |
| 034041 | Seville Elementary School | 419 | 33.3 | 1 | 048488 | Cloverleaf Local | 83.6 | 84.4 | EXCL | | TA | | | 84 | 18 | 3 |
| 064865 | New Lexington High School | 600 | 40.9 | 1 | 044479 | New Lexington City | 83.9 | 84.6 | EFF | 80.3 | TA | | | 84.25 | 17 | 3 |
| 001545 | Barberton High School | 1101 | 50.7 | 2 | 043539 | Barberton City | 85.9 | 84.1 | EFF | 88.1 | SW-Exist | | | 85 | 16 | 3 |
| 066456 | Hylen Souders Elementary School | 386 | 22.5 | 2 | 046748 | Big Walnut Local | 86.4 | 83.6 | EXCL with Distinction | | TA | | | 85 | 16 | 3 |

| BIRN | School | Enroll 2009 | % Pov 2009 (EMIS) | SI 2010 | DIRN | District | Current Achive % Prof 2009 | % Prof Over 5 Years (Progre ss) | LRC 2009 | 5 Year Grad Rate (2004-2008) | Title 1 Services 2010 | At-Risk of Closing | Exm pt Clos e | Combined % Prof (current and over 5 years) | Rank for Lowest Performing (Tier 1 SIG) | SIG Tier |
|--------|----------------------------------|-------------|--------------------|---------|--------|-----------------------------|----------------------------|---------------------------------|----------|------------------------------|-----------------------|--------------------|---------------|--------------------------------------------|-----------------------------------------|----------|
| | | | | | | | | | ion | | | | | | | |
| 146134 | Navin Elementary School | 368 | 27.9 | 1 | 045476 | Marysville Exempted Village | 85.5 | 84.6 | EXCL | | TA | | | 85.05 | 14 | 3 |
| 004184 | Bucyrus High School | 500 | 55.7 | 1 | 043687 | Bucyrus City | 84.4 | 85.9 | EFF | 93.6 | SW-Exist | | | 85.15 | 13 | 3 |
| 018747 | J F Kennedy Elementary School | 518 | 47.7 | 1 | 044180 | Kettering City | 85.7 | 85.4 | EXCL | | SW-Exist | | | 85.55 | 12 | 3 |
| 028134 | Northwest Middle School | 359 | 30.9 | 1 | 049908 | Northwest Local | 84.9 | 86.3 | EFF | | TA | | | 85.6 | 11 | 3 |
| 032631 | Rose Hill Elementary School | 360 | 35.6 | 1 | 047001 | Reynoldsburg City | 83.6 | 87.6 | EXCL | | TA | | | 85.6 | 11 | 3 |
| 040964 | Whetstone High School | 1006 | 57.8 | 4 | 043802 | Columbus City | 85.1 | 87.7 | EFF | 79.9 | TA | | | 86.4 | 9 | 3 |
| 035485 | Springfield High School | 813 | 38.9 | 3 | 050062 | Springfield Local | 87.1 | 87.5 | EFF | 86.5 | SW-New | | | 87.3 | 8 | 3 |
| 006528 | Claymont High School | 669 | 44.7 | 1 | 043778 | Claymont City | 88.7 | 86.9 | EXCL | 91.5 | SW-Exist | | | 87.8 | 7 | 3 |
| 118828 | Loveland Elementary School | 737 | 14.3 | 1 | 044271 | Loveland City | 90.3 | 90 | EXCL | | TA | | | 90.15 | 6 | 3 |
| 002766 | Samuel Bissell Elementary School | 659 | 13.9 | 2 | 050070 | Twinsburg City | 92.1 | 89.3 | EXCL | | TA | | | 90.7 | 5 | 3 |
| 007930 | Cuyahoga Falls High School | 1603 | 29.3 | 1 | 043836 | Cuyahoga Falls City | 90.4 | 91.1 | EXCL | 92.5 | TA | | | 90.75 | 4 | 3 |
| 023523 | McDowell Elementary School | 366 | 3.8 | 2 | 050021 | Hudson City | 94.8 | 95 | EXCL | | TA | | | 94.9 | 3 | 3 |
| | | | | | | | | | | | | | | | | |

| BIRN | School | Enroll 2009 | % Pov 2009 (EMIS) | SI 2010 | Current Achive % Prof 2009 | % Prof Over 5 Years (Progress) | LRC 2009 | 5 Year Grad Rate | Title 1 Rec-eived | Title 1 Eligible | Title 1 Services 2010 | Compliance Issues | At-Risk of Closing | cs_status_1 1_20_09 | Exmpt Close | Reason Exempt from Closing | Combined % Prof (current and over 5 years) | Eligible for SIG Tier 3 |
|--------|-------------------------------------------------------------|-------------|-------------------|---------|----------------------------|--------------------------------|--------------------|------------------|-------------------|------------------|-----------------------|-------------------|--------------------|------------------------------------------|-------------|--------------------------------------------|--------------------------------------------|-------------------------|
| 133389 | Lighthouse Community Sch Inc | 60 | -- | 3 | 30 | 26.6 | Not Rated | 81.8 | Y | Y | TA | 0 | | Open | 1 | Dropout Recovery - Has Wavier from Closure | 49 | yes |
| 000527 | Cleveland Academy for Scholarship Technology and Leadership | 275 | 54.2 | 2 | 38.7 | 36 | Academic Emergency | 97.3 | Y | Y | SW-Exist | 0 | | Open | 1 | Dropout Recovery - Has Wavier from Closure | 48 | yes |
| 000427 | Arise Academy | 353 | 87.1 | 2 | 34.8 | 41.6 | Academic Emergency | 22.9 | Y | Y | TA | 0 | | Open | 1 | Dropout Recovery - Has Wavier from Closure | 47 | yes |
| 151209 | Life Skills Of Northeast Ohio | 405 | 59.6 | 4 | 35 | 47.2 | Academic Emergency | 18.4 | Y | Y | SW-Exist | 0 | | Open | 1 | Dropout Recovery - Has Wavier from Closure | 46 | yes |
| 142901 | Life Skills Center Canton | 215 | 57.7 | 4 | 27.3 | 55.3 | Not Rated | 33.4 | Y | Y | SW-Exist | 0 | | Open | 1 | Dropout Recovery - Has Wavier from Closure | 45 | yes |
| 000445 | General Chappie James Leadership Academy | 83 | 75.0 | 1 | 55.6 | 28.4 | Not Rated | 26.3 | Y | Y | TA | 0 | | Open | 1 | Dropout Recovery - Has Wavier from Closure | 44 | yes |
| 133801 | Life Skills Ctr Of Youngstown | 378 | 68.8 | 4 | 40.5 | 43.6 | Academic Emergency | 32 | Y | Y | SW-Exist | 0 | | Open | 1 | Dropout Recovery - Has Wavier from Closure | 43 | yes |
| 148916 | Marion City Digital Academy | 101 | 39.7 | 2 | 43.4 | 41.1 | Academic Emergency | 6.1 | Y | Y | TA | 1 | 1 | At Risk of Closing 6/30/2011, Conversion | 1 | Dropout Recovery - Has Wavier from Closure | 42 | yes |

| | | | | | | | | | | | | | | | | | |
|--------|---------------------------------------|-----|------|---|------|------|------------------------|------|---|---|----------|---|-----------------|---|--------------------------------------------|----|-----|
| 133868 | Life Skills Center Of Akron | 175 | 89.0 | 4 | 33.3 | 56 | Not Rated | 27.8 | Y | Y | SW-Exist | 0 | Open | 1 | Dropout Recovery - Has Wavier from Closure | 41 | yes |
| 133769 | New Choices Community School | 226 | 23.5 | 3 | 54.1 | 37.3 | Academic Emergency | 100 | Y | Y | SW-New | 0 | Open | 1 | Dropout Recovery - Has Wavier from Closure | 40 | yes |
| 000525 | Project Rebuild Community School | 57 | 75.9 | 1 | 56.7 | 36.6 | Not Rated | 23.2 | Y | Y | TA | 0 | Open | 1 | Dropout Recovery - Has Wavier from Closure | 39 | yes |
| 151191 | Life Skills Center Of Summit County | 235 | 80.7 | 4 | 46.2 | 48.9 | Academic Emergency | 26.5 | Y | Y | SW-Exist | 0 | Open | 1 | Dropout Recovery - Has Wavier from Closure | 38 | yes |
| 133835 | Life Skills Ctr Of Cleveland | 283 | 91.8 | 4 | 51.6 | 45.6 | Continuous Improvement | 12 | Y | Y | SW-Exist | 0 | Open | 1 | Dropout Recovery - Has Wavier from Closure | 37 | yes |
| 000813 | Life Skills Center of Dayton | 408 | 85.5 | 3 | 50 | 48.3 | Not Rated | 51.9 | Y | Y | SW-Exist | 0 | Open | 1 | Dropout Recovery - Has Wavier from Closure | 36 | yes |
| 000481 | P.A.C.E. High School | 341 | 29.2 | 3 | 51 | 48.5 | Academic Emergency | 42.4 | Y | Y | TA | 0 | Open | 1 | Dropout Recovery - Has Wavier from Closure | 35 | yes |
| 133785 | Life Skills Ctr Of Cincinnati | 274 | 54.7 | 4 | 46.3 | 53.8 | Academic Emergency | 18.3 | Y | Y | SW-Exist | 0 | Open | 1 | Dropout Recovery - Has Wavier from Closure | 34 | yes |
| 000426 | Lancaster Fairfield Community School | 50 | 61.6 | 2 | 50 | 54.7 | Continuous Improvement | 56.7 | Y | Y | TA | 0 | Open Conversion | 1 | Dropout Recovery - Has Wavier from Closure | 33 | yes |
| 149427 | Massillon Digital Academy, Inc | 52 | -- | 1 | 46 | 59.7 | Continuous Improvement | 42.9 | Y | Y | TA | 1 | Open Conversion | | | 32 | yes |
| 143123 | Mound Street Military Careers Academy | 65 | 70.8 | 2 | 61.8 | 46.8 | Continuous Improvement | 52.9 | Y | Y | TA | 0 | Open | 1 | Dropout Recovery - Has Wavier from Closure | 31 | yes |
| 133264 | Dohn Community | 109 | 78.9 | 2 | 56.3 | 53.8 | Academic Emergency | 26.8 | Y | Y | SW-New | 0 | Open | 1 | Dropout Recovery - Has Wavier from Closure | 30 | yes |

| | | | | | | | | | | | | | | | | | |
|--------|----------------------------------------------|-----|------|---|------|------|------------------------|------|---|---|----------|---|-----------------|---|--------------------------------------------|----|-----|
| 151183 | Life Skills Ctr Of Lake Erie | 420 | 18.6 | 4 | 58.1 | 53 | Academic Watch | 20.8 | Y | Y | SW-Exist | 0 | Open | 1 | Dropout Recovery - Has Wavier from Closure | 29 | yes |
| 143115 | Mound Street IT Careers Academy | 101 | 75.1 | 2 | 61.2 | 50.2 | Continuous Improvement | 59.2 | Y | Y | TA | 0 | Open | 1 | Dropout Recovery - Has Wavier from Closure | 28 | yes |
| 132803 | Life Skills Center-Middletown | 307 | 61.8 | 4 | 58.5 | 53 | Academic Emergency | 37.9 | Y | Y | SW-Exist | 0 | Open | 1 | Dropout Recovery - Has Wavier from Closure | 27 | yes |
| 142919 | Life Skills Center of Elyria | 251 | 67.7 | 5 | 59.1 | 52.7 | Not Rated | 17.5 | Y | Y | SW-Exist | 0 | Open | 1 | Dropout Recovery - Has Wavier from Closure | 26 | yes |
| 008283 | Dayton Technology Design High School | 142 | 72.5 | 2 | 58.6 | 55.4 | Academic Watch | 77.6 | Y | Y | SW-New | 0 | Open Conversion | | | 25 | yes |
| 143164 | Life Skills Center Of Hamilton County | 271 | 78.1 | 4 | 63 | 51.8 | Academic Watch | 37 | Y | Y | SW-Exist | 0 | Open | 1 | Dropout Recovery - Has Wavier from Closure | 24 | yes |
| 148999 | Mahoning Unlimited Classroom | 200 | 66.3 | 4 | 59.8 | 56.5 | Academic Watch | 97.2 | Y | Y | TA | 0 | Open | 1 | Dropout Recovery - Has Wavier from Closure | 23 | yes |
| 149302 | Life Skills Center Of Toledo | 305 | 55.4 | 4 | 63.8 | 54.6 | Continuous Improvement | 23.3 | Y | Y | SW-Exist | 0 | Open | 1 | Dropout Recovery - Has Wavier from Closure | 22 | yes |
| 000743 | Pshtecin Public School | 80 | 65.7 | 1 | 62.1 | 56.4 | Academic Watch | 24.3 | Y | Y | TA | 0 | Open | 1 | Dropout Recovery - Has Wavier from Closure | 21 | yes |
| 142927 | Focus Learning Academy of Southwest Columbus | 258 | 61.6 | 4 | 58.8 | 62 | Academic Emergency | 13.2 | Y | Y | SW-New | 0 | Open | 1 | Dropout Recovery - Has Wavier from Closure | 20 | yes |
| 000912 | Academic Acceleration Academy | 178 | 27.9 | 1 | 57.5 | 63.7 | Academic Emergency | 61.1 | Y | Y | TA | 0 | Open | 1 | Dropout Recovery - Has Wavier from Closure | 19 | yes |
| 000392 | Mansfield Enhancement Academy | 74 | 48.6 | 2 | 65.6 | 56.2 | Not Rated | 46.1 | Y | Y | TA | 0 | Open Conversion | | | 18 | yes |

| | | | | | | | | | | | | | | | | | |
|--------|-------------------------------------------------|-----|------|---|------|------|------------------------|------|---|---|----------|---|-----------------|------------------------------------------|--------------------------------------------|----|-----|
| 132795 | Life Skills Center-Springfield | 293 | 81.4 | 4 | 70.6 | 52.1 | Continuous Improvement | 25.7 | Y | Y | SW-Exist | 0 | Open | 1 | Dropout Recovery - Has Wavier from Closure | 17 | yes |
| 142935 | Focus Learning Academy of Southeastern Columbus | 306 | 75.6 | 4 | 66.7 | 58.6 | Continuous Improvement | 17.7 | Y | Y | SW-New | 0 | Open | 1 | Dropout Recovery - Has Wavier from Closure | 16 | yes |
| 148932 | Franklin Local Community School | 66 | 59.1 | 2 | 59.3 | 66.1 | Academic Watch | 80 | Y | Y | SW-Exist | 0 | Open Conversion | | | 15 | yes |
| 142943 | Focus Learning Academy of Northern Columbus | 246 | 81.9 | 4 | 70 | 55.9 | Continuous Improvement | 17.8 | Y | Y | SW-Exist | 0 | Open | 1 | Dropout Recovery - Has Wavier from Closure | 14 | yes |
| 000905 | Interactive Media & Construction (IMAC) | 77 | 77.5 | 1 | 61.8 | 64.9 | Academic Emergency | 35.9 | Y | Y | TA | 0 | Open Conversion | | | 13 | yes |
| 008282 | Life Skills Center of Columbus North | 308 | 71.5 | 2 | 62.9 | 64.6 | Academic Emergency | 51.6 | Y | Y | SW-Exist | 0 | Open | 1 | Dropout Recovery - Has Wavier from Closure | 12 | yes |
| 000664 | Life Skills Center of Columbus Southeast | 302 | 67.5 | 3 | 69.6 | 60.2 | Continuous Improvement | 36.3 | Y | Y | SW-Exist | 0 | Open | 1 | Dropout Recovery - Has Wavier from Closure | 11 | yes |
| 151027 | London Academy | 383 | 57.1 | 2 | 65.6 | 65.2 | Academic Emergency | 57.7 | Y | Y | TA | 0 | 1 | At Risk of Closing 6/30/2011, Conversion | | 10 | yes |
| 133488 | Life Skills Of Trumbull County | 459 | 81.8 | 4 | 71.1 | 60.3 | Continuous Improvement | 35.5 | Y | Y | SW-Exist | 0 | Open | 1 | Dropout Recovery - Has Wavier from Closure | 9 | yes |
| 133744 | The ISUS Institute of Construction Technology | 142 | 89.4 | 1 | 76.9 | 55.7 | Continuous Improvement | 33.6 | Y | Y | TA | 0 | Open | 1 | Dropout Recovery - Has Wavier from Closure | 8 | yes |
| 143131 | Mound Street Health Careers Academy | 126 | 70.2 | 1 | 75.7 | 57.4 | Continuous Improvement | 44.1 | Y | Y | TA | 0 | Open | 1 | Dropout Recovery - Has Wavier from Closure | 7 | yes |
| 143354 | The ISUS Institute of Health Care | 40 | 87.7 | 1 | 76.2 | 57.1 | Effective | 15.5 | Y | Y | TA | 0 | Open | 1 | Dropout Recovery - Has Wavier from Closure | 6 | yes |

| | | | | | | | | | | | | | | | | | |
|--------|----------------------------------------|------|------|---|------|------|------------------------|------|---|---|----------|---|-----------------|---|--------------------------------------------|---|-----|
| 143305 | Treca Digital Academy | 1577 | 45.7 | 6 | 68.5 | 66.2 | Continuous Improvement | 19.6 | Y | Y | SW-Exist | 0 | Open | 1 | Dropout Recovery - Has Wavier from Closure | 5 | yes |
| 142984 | Lancaster Digital Academy | 76 | 52.0 | 1 | 71.4 | 70.3 | Continuous Improvement | 13.6 | Y | Y | TA | 0 | Open Conversion | | | 4 | yes |
| 000282 | Warren County Virtual Community School | 234 | 29.1 | 1 | 73.5 | 76.4 | Academic Emergency | 44.6 | Y | Y | TA | 0 | Open Conversion | | | 3 | yes |
| 143347 | The ISUS Institute of Manufacturing | 37 | 93.7 | 1 | 88.9 | 66.2 | Effective | 44.8 | Y | Y | TA | 0 | Open | 1 | Dropout Recovery - Has Wavier from Closure | 2 | yes |
| 008063 | Life Skills Center of North Akron | 207 | 46.3 | 2 | 82.1 | 74.2 | Academic Emergency | 46.1 | Y | Y | SW-Exist | 0 | Open | 1 | Dropout Recovery - Has Wavier from Closure | 1 | yes |

Appendix B – SEA Waiver Information

- A copy of the notice that Ohio provided to LEAs



CCIP Note # 205

Keywords: School Improvement and Conferences

Attention: Superintendents, Consolidated Application Contacts and Treasurers

Summary: The Ohio Department of Education is soliciting comments regarding the U.S. Department of Education School Improvement Grant (SIG) waivers.

OAASFEP will again partner with the Office of Federal Programs, Center for School Improvement, in the planning of the annual 2010 OAASFEP Title I/Federal Programs Spring Conference to be held on March 24-26 at the Hyatt Regency Convention Center, Columbus.

School Improvement Grant Waivers

Superintendents, Consolidation Application Contacts and Treasurers

FYI

The Ohio Department of Education is soliciting comments regarding the U.S. Department of Education School Improvement Grant (SIG) waivers. We invite public comments (either positive or negative) on the three waivers that have been posted to our Web site at:

<http://education.ohio.gov/GD/Templates/Pages/ODE/ODEDetail.aspx?page=3&TopicRelationID=717&ContentID=80210>

Please read and feel free to comment on each waiver.

2010 OAASFEP Title I/Federal Programs Spring Conference

Superintendents, Consolidated Application Contacts and Treasurers

FYI

OAASFEP will again partner with the Office of Federal Programs, Center for School Improvement, in the planning of the annual 2010 OAASFEP Title I/Federal Programs Spring Conference to be held on March 24-26 at the Hyatt Regency Convention Center, Columbus. *2010 An Education Odyssey* is a professional development opportunity for all teachers, coordinators/administrators, treasurers, parent coordinators, etc. who are seeking best practices, strategies and information relative to classroom instruction in the core content areas, school or district improvement, fiscal management etc. while implementing federal programs under the existing No Child Left Behind Act of 2001. All of the carefully selected keynote and featured workshop presenters are nationally or internationally known inspirational educators considered to be "the best" in their specialties. The keynote presenters include Salome Thomas-El, a very successful and inspirational principal from an inner city school in Philadelphia; Dr. Steven L. Layne, a

humorous and powerful reading professor and children's author; Dr. Nell Duke, an interesting and content driven reading professor and researcher; and Betty Hollas, an entertaining former teacher and principal. The conference will offer nine featured workshops and over 45 learning sessions addressing nine classroom-focused strands essential to improving student achievement in Ohio. Advance registration for all workshops and learning sessions will be available again this year. The printed registration packets were mailed in mid-December to all school district superintendents, treasurers, and CCIP Contacts. You may also register on-line at this website: www.aaasfep.net

We hope you choose to attend this annual conference; it is a conference about the big ideas in education, the latest research, what's new in your subject area and special education! We promise that you will hear top-notch educators to special presentations by practitioners from many school districts across Ohio as well as the Ohio Department of Education. Please go to the OAASFEP website, 2010 Spring Conference, click on the "Conference Planner" to stretch your professional learning into new areas or go in depth on the topics you care most about to meet your professional learning needs. We are confident that this *Journey* that you will take at this conference will refresh you as a teaching professional as well as impact the learning of the students that you serve.

Classroom Ideas That Work

OAASFEP would like to add your "ideas that work" to this conference. "Great discoveries and achievements invariably involve the cooperation of many minds". Table displays will be available at the Hyatt Regency Ballroom foyer for all conferees to view on Wednesday evening, March 24th, from 5 to 7 p.m.

Would you be willing to display your classroom, instructional or building ideas that work so that other Ohio educators may learn from and use in their teaching assignment?

Set-Up: Wednesday, March 24th, 3 to 5 pm

Viewing: 5 to 7 pm (removed by 8 pm)

Space: ½ to full table, depending on need; electrical hookup available upon request.

To show its appreciation, OAASFEP will provide a \$75 deduction on the conference registration fee for one educator per display. Space can be reserved by contacting Bill Bogner, 440.324.3175, or bill.bogner@ode.state.oh.us

- A copy of all comments received from LEAs

Waiver section 421(b):

Harry Glasgow, Supt., Union Local Schools-Belmont,OVESC,

"SIG dollars has made a positive impact on our school improvement efforts. I think the waiver is logical because we are making gains and still need the support of SIG dollars to continue our work. Don't pull the funding rug out from underneath us so abruptly."

Jill Dannemiller, Federal Programs, Columbus City Schools School District

"Columbus City Schools supports ODE in requesting a waiver to extend the period of availability of school improvement funds for up to three years. This will allow LEAs adequate time to plan, implement, and evaluate the results of the actions supported by the funding."

Waive section 1114(a)(1):

Harry Glasgow, Supt., Union Local Schools-Belmont School District

"This makes logical sense. The issue is the building needs to improve not just one program."

Waive section 1116(b)(12):

Harry Glasgow, Supt., Union Local Schools-Belmont School District

"I think after 4 or 5 years if we are showing improvement and can sustain the core principals of our improvement model then we should be taken off the dole and stand on our own."

Jill Dannemiller, Federal Programs, Columbus City Schools School District

"Columbus City Schools supports ODE's request for a waiver to permit Tier I schools implementing an intervention model that meets the requirements under section I.A.2(a) or 2(b) to "start over" in the school improvement timeline. This will allow schools time to professionally develop leadership and new staff members, fully implement reform strategies, and build strong links between family/school/community. "

- A copy of, or link to, the notice the SEA provided to the public (screenshot of webpage); actual text follows.

The screenshot shows a web browser window displaying the Ohio Department of Education Finance website. The address bar shows the URL: <http://education.ohio.gov/GD/Templates/Pages/ODE/ODEDetail.aspx?page=3&TopicRelationID=717&ContentID=80210>. The page header includes the Ohio.gov logo and navigation links: Home | Publications | Calendar | Apps | A-Z | SAFE Sign-in. A search bar is located in the top right corner. The main navigation menu includes: Accountability | Career-Tech | Data | Finance | Improvement | Learning Supports | School Options | Teaching | Testing. The page title is "Ohio Department of Education Finance". A "Printer Friendly" icon is visible in the top right. The left sidebar contains a list of links: LPDC O..., s link, - HCM S..., Home, HRMS, School Di..., Districts ..., of Ohio - ... The main content area is titled "School Improvement Grant 1003(g) Waivers". The text describes the grants authorized under section 1003(g) of Title I of the Elementary and Secondary Education Act of 1965 (Title I or ESEA), which are provided to local educational agencies (LEAs) for use in Title I schools identified for improvement, corrective action, or restructuring that demonstrate the greatest need for the funds and the strongest commitment to use the funds to provide adequate resources in order to raise substantially the achievement of their students so as to enable the schools to make adequate yearly progress and exit improvement status. The text further states that under the final requirements, as amended through the interim final requirements published in the Federal Register in January 2010 (final requirements, attached as Appendix A), school improvement funds are to be focused on each state's "Tier I" and "Tier II" schools. Tier I schools are a state's persistently lowest-achieving Title I schools in improvement, corrective action, or restructuring and, if a state so chooses, certain Title I eligible elementary schools that are as low achieving as the state's other Tier I schools. Tier II schools are a state's persistently-lowest achieving secondary schools that are eligible for, but do not receive, Title I, Part A funds and, if a state so chooses, certain additional Title I eligible secondary schools that are as low achieving as the State's other Tier II schools or that have had a graduation rate below 60 percent over a number of years. Finally, the text notes that an LEA may also use school improvement funds in Title I schools in improvement, corrective action, or restructuring that are not identified as persistently lowest-achieving schools and, if a state so chooses, certain additional Title I eligible schools ("Tier III").

[Back to full version](#)



School Improvement Grant 1003(g) Waivers

School Improvement Grants, authorized under section 1003(g) of Title I of the Elementary and Secondary Education Act of 1965 (Title I or ESEA), are grants, through state educational agencies (SEAs), to local educational agencies (LEAs) for use in Title I schools identified for improvement, corrective action, or restructuring that demonstrate the greatest need for the funds and the strongest commitment to use the funds to provide adequate resources in order to raise substantially the achievement of their students so as to enable the schools to make adequate yearly progress and exit improvement status.

Under the final requirements, as amended through the interim final requirements published in the Federal Register in January 2010 (final requirements, attached as Appendix A), school improvement funds are to be focused on each state's "Tier I" and "Tier II" schools.

Tier I schools are a state's persistently lowest-achieving Title I schools in improvement, corrective action, or restructuring and, if a state so chooses, certain Title I eligible elementary schools that are as low achieving as the state's other Tier I schools.

Tier II schools are a state's persistently-lowest achieving secondary schools that are eligible for, but do not receive, Title I, Part A funds and, if a state so chooses, certain additional Title I eligible secondary schools that are as low achieving as the State's other Tier II schools or that have had a graduation rate below 60 percent over a number of years.

An LEA may also use school improvement funds in Title I schools in improvement, corrective action, or restructuring that are not identified as persistently lowest-achieving schools and, if a state so chooses, certain additional Title I eligible schools ("Tier III schools"). (See Appendix C for a chart summarizing the schools included in each tier.) In the Tier I and Tier II schools an LEA chooses to serve, the LEA must implement one of four school intervention models: turnaround model, restart model, school closure, or transformation model.

To view the US Department of Education Guidance in its entirety click the link below.

Updated Guidance (January 20, 2010) - [MS WORD](#) (501K)

School Improvement Grants Waivers

Ohio will be requesting waivers to allow any local educational agency (LEA) that receives a School Improvement Grant to use those funds in accordance with the final requirements for School Improvement Grants and the LEA's application for a grant.

Ohio believes that the requested waiver(s) will increase the quality of instruction for students and improve the academic achievement of students in Tier I, Tier II, and Tier III schools by enabling an LEA to use more effectively the school improvement funds to implement one of the four school intervention models in its Tier I or Tier II schools and to carry out school improvement activities in its Tier III schools. The four school intervention models are specifically designed to raise substantially the achievement of students in the state's Tier I and Tier II schools.

Request for Comments

Comment Period: 5 p.m., Jan. 27, through 11:59 p.m., Feb. 2

All public comments submitted during the comment period will be timely read and taken into consideration. A written summary of all comments received will be posted. Providing comments to ODE in no way guarantees your comments will be implemented.

Waive section 421(b) of the General Education Provisions Act (20 U.S.C. § 1225(b)) to extend the period of availability of school improvement funds for the SEA and all of its LEAs to September 30, 2013.

LEA [comments](#) regarding Ohio seeking a waiver, from the U.S. Department of Education Secretary, to extend the period of availability of school improvement funds beyond Sept. 30, 2011 so as to make those funds available to the SEA and its LEAs for up to three years. FY 2010 school improvement funds are available for obligation by SEAs and LEAs through Sept. 30, 2011. In its application for these funds, Ohio requests a waiver of the period of availability to permit the SEA and its LEAs to obligate the funds through Sept. 30, 2013.

Waive section 1116(b)(12) of the ESEA to permit LEAs to allow their Tier I and Tier II Title I participating schools that will implement a turnaround or restart model to "start over" in the school improvement timeline.

LEA [comments](#) regarding Ohio seeking a waiver, from the U.S. Department of Education Secretary, to the requirements in section 1116(b) of the ESEA—in order to permit a Tier I school implementing an intervention that meets the requirements under section I.A.2(a) or 2(b) of these requirements in an LEA that receives a School Improvement Grant to "start over" in the school improvement timeline. Even

though a school implementing the waiver would no longer be in improvement, corrective action, or restructuring, it may receive school improvement funds.

Waive the 40 percent poverty eligibility threshold in section 1114(a)(1) of the ESEA to permit LEAs to implement a schoolwide program in a Tier I or Tier II Title I participating school that does not meet the poverty threshold.

LEA [comments](#) regarding Ohio seeking a waiver, from the U.S. Department of Education Secretary, to enable a Tier I school that is ineligible to operate a Title I schoolwide program and is operating a Title I targeted assistance program, to operate a schoolwide program in order to implement an intervention that meets the requirements under section I.A.2(a), 2(b), or 2(d) of these requirement.

Last Modified Jan 27, 2010 10:08 AM

Appendix C - Consolidated Continuous Improvement Planning application (CCIP)

For Ohio school districts, the Consolidated Continuous Improvement Planning application (CCIP) is a powerful web-based on-line tool designed to:

1. Promote best practices in planning for school improvement
2. Simplify, automate, and consolidate the application process for state and federal grants.
3. Link grant funds to specific strategies and actions within the school improvement plan.
4. Accelerate the process by which districts draw down cash based on grant awards.
5. Improve public access to district improvement plans.

School districts in Ohio, like their counterparts across the country, face a variety of pressures. State and local accountability systems and the consequences that emerge from them challenge districts to find the best ways to improve student outcomes. The current economic climate demands that districts maximize their efforts to access federal and state grant monies. Tighter budgets also mean that when making expenditures related to grants, districts must draw down cash reimbursements as quickly as possible.

The State of Ohio Department of Education could have addressed any of these challenges independently. Rather, an innovative approach that integrates solutions to these various problems has been developed – the CCIP.

The CCIP starts with a powerful planning tool. It guides districts through the process of planning for student improvement. It encourages districts to review their data and assess their needs. It encourages them to develop focused improvement strategies and not try to tackle all problems at once. It provides a structure that starts with high level goals, more detailed strategies, and very specific action steps. The planning tool is designed around research-based best practices for school improvement planning.

The CCIP then couples the planning tool with a grants application tool. This tool allows districts to prepare applications for federal and state formula and competitive grants in a consolidated way. Common data and information required for multiple applications needs to be entered only once by districts. Elements from the improvement plan required to support the grant applications are easily linked. Districts are able to show how grant funds will be linked to the focused strategies from their improvement plans. The plan itself contains matrices that show the dollar amounts from each of the various grants that will be used to support the specific goals and strategies. This means that rather than taking a somewhat haphazard “apply first, integrate later” approach to grant applications, districts can be purposeful in targeting grant funds to support their specific school improvement agenda. They are also able to demonstrate how the many funding streams are being used together to support their goals.

Finally, the CCIP provides a mechanism to simplify and accelerate the process for reimbursing districts for expenditures made based on a grant award. The approved grant award amounts that emerge from CCIP drive an automated system that determines standard reimbursement patterns. It allows responsible individuals at the district level to certify that expenditures have been made and then submit documentation and reimbursement requests electronically. Cash is distributed faster and is more easily identifiable by the districts.

Appendix D

School Improvement Grant 1003g Electronic Continuation Application (Year 2 and Year 3)

Needs Assessment - (All boxes do not need to be filled in.)

| | |
|----------------------------------------------------------------------------------------------------------------------------------------------------------------|------------------------------------------------------------------------------------------------------------------------------------------------|
| <input style="width: 100px; height: 20px;" type="text"/> Year of School Improvement Grant funding for which you are applying (Brand New Applicants are Year 1) | <input style="width: 100px; height: 20px;" type="text"/> Number of students impacts by the SIG initiative |
| <input style="width: 100px; height: 20px;" type="text"/> Percentage of students meeting Reading/ Language Arts proficiency on state assessment | <input style="width: 100px; height: 20px;" type="text"/> Percentage of students meeting Reading/ Language Arts proficiency on state assessment |
| <input style="width: 100px; height: 20px;" type="text"/> Percentage of students meeting proficiency on local assessments in Science | <input style="width: 100px; height: 20px;" type="text"/> High school dropout rate. |
| <input style="width: 100px; height: 20px;" type="text"/> Percentage of students meeting proficiency on local assessments in Social Studies | <input style="width: 100px; height: 20px;" type="text"/> Extended Learning Time: additional minutes per student |
| <input style="width: 100px; height: 20px;" type="text"/> Percentage of students meeting proficiency on local assessments in Fine Arts | <input style="width: 100px; height: 20px;" type="text"/> Projected number of adult participants for program year. |
| <input style="width: 100px; height: 20px;" type="text"/> Other | <input style="width: 100px; height: 20px;" type="text"/> Other |
| <input style="width: 100px; height: 20px;" type="text"/> Other | <input style="width: 100px; height: 20px;" type="text"/> Other |

Intervention Model

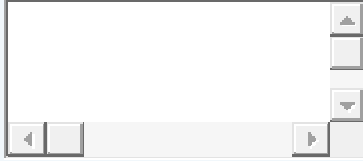
| | |
|-----------------------------------------|----------------------------------|
| <input type="checkbox"/> Turnaround | <input type="checkbox"/> Restart |
| <input type="checkbox"/> Transformation | <input type="checkbox"/> Closure |

Integration into Ohio Improvement Plan

How is this grant supported by your LEA(s)? Describe joint planning that occurred. Include OIP alignment information.


Capacity to Implement

What is your capacity to implement this grant and its continuation?



Partnership Commitment: Stakeholder Involvement/Collaboration

Who are your major partners? Describe each partner's level of commitment.




Goals, Strategies and Action Steps

[Expand All](#) [Collapse All](#)

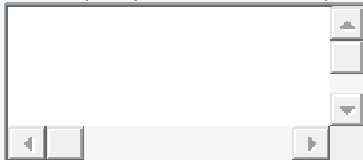
Alignment of Other Resources

What are the resources (e.g. internal building, local community, business and partner schools) that will be utilized in the project and demonstrate how these resources will impact success? Please explain how your project will leverage other and supporting resources (fiscal, human, technical, etc.) in the implementation of the intervention model.



Professional Development

What is your professional development plan for all individuals connected to this program?



Program Evaluation

How will you evaluate your progress in achieving your goals and objectives?

Budget/Allocation of Resources/Costs/Budget Integration

How are you spending these funds? Include an explanation for each expenditure and how each expenditure aligns with your goals in an efficient and effective manner? If applicable, provide local match information and the amount spent for local match.

Timeline

What is your program implementation timeline for the fiscal year?

Continuation

How will your initiative sustain itself if/when funding is reduced or ended?

Appendix E: Ohio Improvement Process: *Overview of the Process and Tools Used Within the Process*

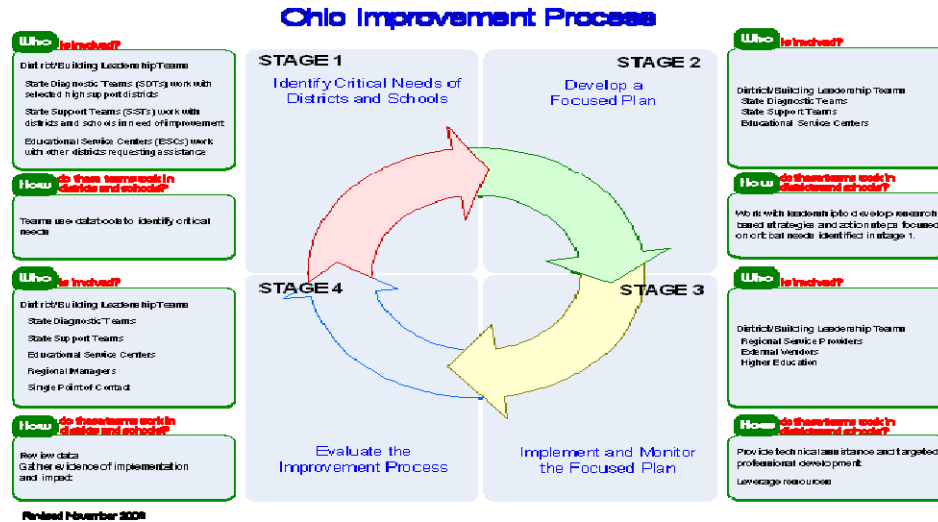
The *Ohio Improvement Process (OIP)* is Ohio’s strategy for ensuring a systematic and coherent approach for building the capacity of all districts and schools to improve instructional practice on a district-wide basis, and sustain significant improvement in student performance against grade-level benchmarks aligned with academic content standards for all students across the district.

In 2008-09, 290 districts encompassing 925 schools, and 22 community school sponsors encompassing 72 community schools (i.e., charter schools) were in improvement status under Ohio’s Differentiated Accountability model and, as such, were required to implement the Ohio Improvement Process (OIP) using the tools developed by the State as a required intervention.

Ohio is committed to the implementation of a unified state system of support directly focused on improving the academic achievement of all students and student groups. Inherent in the OIP is the belief that (1) improvement is everyone’s responsibility – at all levels of the district and in all districts, but especially those in corrective action or improvement status; (2) state-developed products and tools, including professional development, need to be designed for universal accessibility and applicability to/for every district in the state; (3) a unified statewide system of support requires the intentional use of a consistent set of tools and protocols by all state-supported regional providers, rather than allowing for multiple approaches across the state, based on preference; and (4) improvement efforts should be focused on improving instructional practice and performance at all levels in the system.

Stages of the Ohio Improvement Process (OIP). The Ohio Improvement Process (OIP) involves four-stages (see Figure 1 below) across which processes, structures, tools, and people are connected – all with the intent of helping districts enact *Ohio’s Leadership Development Framework* by (1) using data to identify areas of greatest need; (2) developing a plan to address those areas of need that is built around a limited number of focused goals and strategies to significantly improve instructional practice and student performance; (3) implementing, and monitoring the degree of implementation, of the plan with integrity; and (4) evaluating the effectiveness of the improvement process in changing instructional practice and impacting student performance.

Figure 1: Ohio Improvement Process



Sustainable improvement is not random. Rather, it is highly focused, beginning with an honest assessment of student data and the identification of academic weaknesses that must be addressed.

Stage 1 of the OIP begins with this kind of assessment using *Ohio's Decision Framework (DF)* tool. The DF is a decision-making aid designed to assist districts in making informed decisions – based on what their data tell them – about where to spend their time, energy, and resources to make significant and substantial improvements in student performance. A state-developed data warehouse allows for relevant data needed to complete the DF process to be readily available to districts and buildings, and community schools (i.e., Ohio's name for charter schools). Such data are organized in such a way as to allow district leadership teams (DLTs) and building leadership teams (BLTs), and community school leadership teams (CSLTs), to answer essential questions and make decisions about their greatest need related to improving student performance.

To that end, the DF is used to help DLTs and BLTs, and CSLTs:

- Sort through and categorize data in meaningful ways;
- Prioritize areas of need and make decisions based on an analysis of data;
- Identify root causes of prioritized needs; and
- Develop a more focused plan leading to improved student achievement.

The DF is organized around the four levels outlined below, each of which asks teams to consider essential questions and their degree of implementation and/or level of concern in relation to each (e.g., curriculum alignment and accessibility) identified as being important for improving academic performance of all students, including sub-group populations.

Level I: Student Proficiency

In Level I, leadership teams review student proficiency data across four years by grade level, building level/grade span, and disaggregated student groups to identify up to two content areas of greatest concern. Further analyses using subscale performance data are completed by the team *only* for those content area(s) identified as areas of greatest concern. The remainder of the DF – Levels II, III, and IV – provide essential questions for helping districts conduct a root cause analysis of those factors contributing to the district's current situation. Level II, which has a direct impact on student performance, is completed for *each* area of concern identified under Level I of the DF. Levels III and IV, which have a more global impact, are completed once.

Level II: Instructional Management***(Curriculum, Assessment, & Instructional Practice; Educator Quality; Professional Development)***

In Level II, leadership teams answer essential questions in relation to *each* of the content area(s) of greatest concern identified under Level I. Essential questions under Level II focus on curriculum, assessment, instructional practices; educator qualifications, teacher and principal turnover; and the degree to which district professional development (PD) is aligned to problem areas, is designed to promote shared work across the district/buildings, and is effective in helping teachers acquire and apply needed knowledge and skills related to the improvement of instructional practice and student performance. Following the completion of the Level II analyses, teams make decisions about the most probable causes contributing to the major problem areas identified under Level I.

Level III: Expectations & Conditions***(Leadership; School Climate; Parent/Family, Student, Community Involvement)***

In Level III, leadership teams answer essential questions related to leadership; school climate (including student discipline occurrences, student attendance and mobility, students with multiple risk factors, and teacher and student perception); and parent/family, student, and community involvement and support to identify additional probable causes contributing the areas of greatest need identified in Level I.

Level IV: Resource Management

In Level IV, leadership teams answer essential questions related to resource management – defined as the intentional use of time, personnel, data, programmatic, and fiscal resources – to identify additional causes contributing the area(s) of greatest need identified in Level I.

Through the completion of the DF, leadership teams prioritize areas of greatest concern, as well as causes contributing to those areas of concern. The decisions made by the team at stage 1 of the OIP using the DF provide the foundation for creation of a district plan with a limited number (two to three) of focused goals and a limited number (three to five) of focused strategies associated with each goal.

At the school level, Building Leadership Teams (BLTs) complete a similar process at stage 1 of the OIP by using a building-level decision framework to review data and identify a limited number of action steps for improving performance to reach district goals. Marzano, Waters, and McNulty (2005) describe the development of strong building leadership teams (BLTs) and the distribution – throughout the team – of some of the 21 practices that characterize the job of an effective principal as key steps in enhancing student achievement. Such practices, identified through McREL’s meta-analysis of 35 years of research on school-level leadership, suggests that leading a building requires a “complex array of skills” not likely to be found in a single individual and support the need for strong leadership team structures.

The DF assists DLTs, BLTs, and CSLTs in selecting the right work (i.e., work that has a high probability of improving student achievement), based on data-based decision making and focused planning, as well as developing the collective know-how to do the right work across the system.

Districts with the greatest degree of need (i.e., selected *high support* districts), as well as other districts in improvement status, may also receive an on-site review from the State Diagnostic Team (SDT). The SDT conducts a *District/School Improvement Diagnostic Review*, a process designed to help districts and schools improve student performance by analyzing their current practices against diagnostic indicators – effective research-based practices critical to improving academic achievement for all students. Using the diagnostic indicators, review team members determine the degree to which a school or district demonstrates effective instructional practices.

The focus of this intensive review process is on identifying critical needs (*Stage 1 of the OIP*) of the educational system. Unlike traditional self-assessments, the district/school improvement diagnostic review process relies upon a team of skilled reviewers from outside of the district or school, who is trained on the diagnostic indicators and standardized protocols for data collection and analysis. Regardless of their role, all members of the SDT receive formal training on using the diagnostic indicators, interviewing, observing classrooms, analyzing data, and writing reports. Findings from the review (e.g., data from classroom observation, interviews, and review of documents, diagnostic profiles completed following the review) become additional sources used by districts as they complete the decision framework process and identify critical needs to be addressed.

At **Stage 2** of the OIP, leadership teams affirm the priority areas identified through use of the DF in developing a district improvement plan that has a limited number of focused goals and strategies. In Ohio, the Consolidated Comprehensive Improvement Plan (CCIP) is the automated state tool for creating district and building improvement plans. All districts in Ohio are required to submit a CCIP, which includes the district goals, strategies, and action steps for improving student performance. The CCIP is a unified grants application that requires district personnel to work together in the development of one coherent plan that aligns and focuses the work across the district. All school-level plans must adhere to the district plan and school-level strategies and action steps must respond directly to district goals. Schools receiving Title I School Improvement funds must also create their improvement plans in the CCIP.

The CCIP provides the structure, format and means for almost all district/building-level plans submitted to the Ohio Department of Education (ODE), and is used by each district to create one coherent improvement plan describing how it intends to:

- Achieve the district vision and mission over the next five years;
- Address requirements and consequences prescribed by state and federal statute [corrective action, restructuring, Highly Qualified Teacher (HQT)];
- Take advantage of flexibility provisions of Title I Schoolwide to combine resources – fiscal, personnel, and time; and
- Draw on funding from multiple state, federal, and local sources to achieve district goals.

At **Stage 3** of the OIP, the focus is on implementation, and monitoring the degree of implementation, of the focused plan across the district. Recent research on the effects of full implementation (Leadership and Learning Center, 2007) and its impact on student achievement note that *partial* implementation of evidence-based strategies is not much better than *no* implementation. For example, in one school when fewer than 50% of the teachers aligned curriculum, assessment, and instruction to state-content standards in science, the percent of students proficient in that content area on state assessment was 25%. In stark contrast, when over 90% of the teachers in the same school aligned curriculum, assessments, and instruction to the state science standards, student proficiency increased to 85% (Reeves, 2006). These findings – based on a synthesis of multiple research sources on teaching, leadership, and organizational effectiveness – highlight the critical importance of full implementation of the district plan based on focused goals that remain stable over time (Reeves, 2008).

The need for implementation of the focused plan *across the district as a system* adds support to the critical role that highly effective district and building leadership teams play in continuously improving system planning and implementation of focused improvement strategies, structures, and processes at

the district and school level. When school board members, superintendents, central office staff, principals, and teachers “stay the course” on the right work, as defined by focused goals for instruction and achievement, student learning increases.

McREL (2006), in its study of factors that contribute to effective district-level leadership, suggest positive correlation between leadership stability and increases in student performance, and a negative correlation between building autonomy (i.e., site-based management in the absence of district leadership) and increases in student achievement. Both findings support the need for effective leadership team structures to perform critical functions and sustain a focus on higher levels of learning for all children across the district. For example, at the district level, DLTs perform such functions as:

- Setting performance targets aligned with district goals;
- Monitoring performance against the targets;
- Building a foundation for data-driven decision making on a system-wide basis;
- Facilitating the development and use of collaborative structures;
- Brokering or facilitating high quality PD consistent with district goals; and
- Allocating system resources toward instructional improvement.

Similarly, at the school level, BLTs perform such functions as:

- Fostering shared efficacy;
- Building a school culture that expects effective data-driven decision making;
- Establishing priorities for instruction and achievement aligned with district goals;
- Providing opportunities for teachers to learn from each other;
- Monitoring and providing effective feedback on student progress; and
- Making recommendations for the management of resources, including time, and personnel to meet district goals.

At **Stage 4** of the OIP, the focus is on evaluating the effects of the improvement process at multiple levels (classroom, BLT, DLT, regional, state) and its impact on student achievement. Key indicators are customized for each level, while maintaining the focus on essential practices in the areas mentioned above (e.g., data and the decision-making process, focused goal setting process, instruction and the learning process, etc.). At the district level, continuous monitoring is necessary to gauge the effectiveness of improvement efforts on changes in adult practice and student achievement and to ensure a sustained focus on district goals for instruction and achievement, and is the key function of the DLT. At the regional and state level, monitoring the use of the OIP as Ohio’s primary vehicle for supporting statewide sustainable improvement is the major function of regional managers assigned to oversee the work of state support teams who work with DLTs to review data, develop focused plans, and ensure fidelity of plan implementation and its effect on instruction and achievement. The ways in which regional technical assistance providers support districts at each stage of the process is outlined below under **Technical Assistance**.

Figure 2 describes the shifts in practice promoted through the Ohio Improvement Process.

Figure 2: Shifts in Practice Promoted by OIP

| <i>FROM</i> | <i>TO</i> |
|------------------------------------------------------------------------------------------------------------------------------------------------------------------------------|------------------------------------------------------------------------------------------------------------------------------------------------------|
| <ul style="list-style-type: none"> • Multiple initiatives are “in play” but are not implemented consistently from teacher to teacher, or building to building | <ul style="list-style-type: none"> • A limited number of initiatives are implemented in every building and in every classroom |
| <ul style="list-style-type: none"> • Initiates are often contradictory from one program/department to another | <ul style="list-style-type: none"> • The district maintains a singular focus by eliminating contradiction across programs/departments |
| <ul style="list-style-type: none"> • Initiatives have little/no relationship to district goals/ | <ul style="list-style-type: none"> • Initiatives implemented are directly related to the districts’ focused |

Technical Assistance. The technical assistance provided to districts in improvement status included structured and focused facilitation by personnel assigned from Ohio’s state support teams (SSTs) or educational service centers (ESCs). Such personnel were trained in facilitating the OIP and worked with districts to implement the process, which includes the following:

- **Stage 0:** Preparing district personnel to implement the OIP by supporting district, building, and/or community school staff members to (1) establish/re-establish a district leadership team (DLT) and building leadership teams (BLTs) in each school within the district, or a community school leadership team (CSLT) when working with a community school, in accordance with *Ohio’s Leadership Development Framework*; (2) develop a common understanding of the role of the DLT and BLTs, or CSLT, in implementing the OIP; and (3) measure their team’s level of practice against the Ohio Leadership Advisory Council’s (OLAC) standards of effective practice as outlined in *Ohio’s Leadership Development Framework* using the OLAC electronic performance assessment.
- **Stage 1:** Working with leadership teams in using *Ohio’s Decision Framework* tool (i.e., the major tool at stage 1 of the OIP) to complete a comprehensive needs assessment that identifies the most critical needs and probable causes based on data by supporting team members to (1) effectively summarize and analyze data sets; (2) understand and apply the decision framework; (3) interpret key findings/information from the needs assessment; and (4) prioritize a list of data-based critical problems from the decision framework in the creation of their focused needs assessment.
- **Stage 2:** Working with leadership teams to develop a limited number of focused district (or community school) goals, strategies, and action steps based on data; and a limited number of focused building actions aligned with district goals and strategies by supporting team members to (1) develop focused SMART goals; (2) determine prioritized cause-and-effect relationships; (3) compose strategies for each goal; and (4) create actions that have the greatest likelihood of increasing student performance and improving instructional practices. These focused, data-driven goals, strategies and actions form the basis of the district/school/community school plan, which is formalized as part of each district’s comprehensive continuous improvement plan (CCIP). The CCIP is the major tool used at this stage of the OIP.
- **Stage 3:** Working with leadership teams to implement, and monitor the degree of implementation, of the focused plan by supporting team members to (1) establish and implement collaborative structures, processes, and practices that support a culture of inquiry and distributive leadership; (2) implement the plan systemically and systematically; and (3) monitor, using the *Implementation Monitoring/Management (IMM)* tool the degree of implementation of the

focused strategies and actions to gauge whether implementation is having the desired effect on changes in adult practice and student achievement, and make and report necessary course corrections to the plan. The IMM is a component that was added in 2008-09 to the CCIP system and is used by teams to establish expected levels of performance for both adults and students (adult implementation indicators and student performance indicators), assign persons responsible and required time frame for each implementation strategy/action, and monitor and communicate progress. The IMM is major tool used at this stage of the OIP.

- **Stage 4:** Working with leadership teams to evaluate the improvement process and make necessary changes to continually improve instructional practice and student performance by supporting team members to (1) evaluate plan implementation, impact, and changes needed; (2) report summative plan progress; and (3) modify instructional practice and revise plan.

Ohio employs a tiered model to support the continuous development of regional providers to ensure consistency and quality in the services provided to districts needing a high level of support, as well as to those needing a moderate or low level of support. A State-level Design Team comprised of representatives from each of Ohio's 16 state support team (SST) regions assists the State in developing and deploying training to other regional providers to increase consistency and focus around the OIP. In addition, four members of the State-level Design Team – referred to as “quad” leads (i.e., four SSTs per each quadrant) – have the additional responsibility of coordinating training and deployment of OIP training on a quadrant basis and serve as an added layer of support for other regional providers across the state.

The quad leads and regional facilitators also support the OIP process with districts participating in Ohio's State Personnel Development Grant (SPDG), a USDOE/Office of Special Education Programs (OSEP) funded project designed to support the development of a unified system of education that meets the needs of all students, including those identified as having disabilities under the Individual with Disabilities Education Improvement Act (IDEIA). In this way, the SPDG is providing a vehicle for *moving past* the traditional notion of special education as a separate system or subsystem that should respond to or interact with general education to a focus on creating a single unified system that can meaningfully build the capacity of every district to move all children to much higher levels of performance.

In addition to providing facilitation and direct support to leadership teams in the implementation of the OIP on a district-wide basis, state support team personnel also provide technical assistance and support to the DLT in establishing and working with building leadership teams (BLTs) and professional/collaborative learning teams/communities (e.g., data teams, vertical teams, grade/course-level teams, professional learning communities), and to community school leadership teams (CSLT) to ensure that such teams function at a high level (as defined by the Ohio Leadership Development Framework) and continually improve instructional practice and performance for all students. Furthermore, SSTs provide assistance and support to personnel from Ohio's 56 educational service centers (ESCs) to ensure a high level of implementation across the region. Assistance/support may include, but is not limited to, making information and resources, available to ESC partners; holding/facilitating regular meetings to improve understanding of OIP implementation at a high level; providing mentoring, modeling, coaching, and support to increase ESC facilitators' capacity for consistent, high-quality OIP implementation; leveraging resources; and providing ongoing support and assistance to ESC partners engaged in the process.

From September 2008 through August 2009, over 300 ESC providers from 56 ESCs completed training in the OIP and are recognized by the state as part of the regional provider pool eligible to provide services related to the OIP. In this way, the OIP is being used to scale up the intentional use of a consistent set of tools and protocols by all state-supported regional providers, rather than allowing for multiple approaches across the state based on preference and, at the same time, creating incentives for regional personnel to use the same focused process in working with districts to prevent them from entering a higher risk/support status.

An analysis of required reporting data collected from each state support team indicate the time devoted to supporting leadership teams in implementing the OIP. At stages 0 and 1, the average amount of time spent by teams was 9 and 18 hours, respectively. The amount of time it took to complete stage 1 (comprehensive needs analysis) varied depending on the level of trust and experience of district personnel in working as part of collaborative teams. In districts with a higher level of trust and experience, the amount of time was significantly less than in districts that had never had collective conversations or worked in teams to implement shared work. The average amount of time devoted to supporting district leadership teams at stage 2 was 7.8 hours.

In addition to implementation of the OIP as a required intervention, districts in improvement status are required to implement additional consequences/interventions depending on their category of support (low, medium, high). For example, public school choice is required for all identified Title I funded buildings. Supplemental educational services (SES), likewise, is required for all Title I funded buildings identified and failing to make AYP for three or more years. Districts and buildings that remain in the same risk/support category and do not make significant progress would be required to add an additional intervention once every three years. Significant progress is defined as an average increase in scores over the latest three years of assessments for each identified student group that, if maintained, indicates all students in identified groups will be proficient by 2013-2014. The state would not impose additional interventions on buildings in any category that are demonstrating significant progress.

Redefining Leadership to Support Instructional Improvement

In March 2007, the Ohio Department of Education (ODE), in partnership with the Buckeye Association of School Administrators (BASA), convened a large stakeholder group to identify the essential practices that must be implemented by adults at all levels of the education system for improvement in student performance to be made. This group – the Ohio Leadership Advisory Council (OLAC) – recommended the creation of a new leadership framework that could be used to distribute key leadership functions, align and focus work across the system, and hold adults at all levels accountable for improving instructional practice and student performance. Ohio's *Leadership Development Framework*, based on the belief that the purpose of leadership is the improvement of instructional practice and performance regardless of role, provided the foundation for the OIP by articulating the practices that must be addressed in more meaningful ways to ensure scalability and sustainability of improvement efforts on a district-wide, regional, and statewide basis.

Rather than focusing on making improvement through a "school-by-school" approach, Ohio's concept of scale up redefines how people operate by creating a set of expectations that, when consistently applied statewide by all districts and regional providers, will lead to better results for all children. OLAC's recommendations are supported by recent meta-analytical studies on the impact of district and school leadership on student achievement, and provide strong support for the creation of district and school-level/building leadership team structures to clarify shared leadership roles/responsibilities at the district

and school level, and validate leadership team structures needed to implement quality planning, implementation, and ongoing monitoring on a system-wide basis.

OLAC identified the following six core areas for categorizing the *most essential* leadership practices for superintendents and district and school-level/building leadership teams (DLTs, BLTs), as well as community school leadership teams (CSLTs) in six core areas:

1. Data and the decision-making process
2. Focused goal setting process
3. Instruction and the learning process
4. Community engagement process
5. Resource management process
6. Board development and governance process (*at the BLT level* – Building Governance Process)

In districts that have been effective in making steady improvement, superintendents work with stakeholders to identify a few “non-negotiable” goals, defined as goals that all staff members must act upon, in at least two areas (i.e., student achievement and classroom instruction), set specific achievement targets for schools and students, and ensure the consistent use of research-based instructional strategies in all classrooms to reach those targets. Recent research (Leithwood & Jantzi, 2008) supports the use of five key practices that must be consistently used across the system for improvement to be made and sustained.

These key practices, which are aligned to OLAC and embedded in the OIP, include the (1) collective use of relevant data to make better informed decisions about instructional practice; (2) use of a limited and focused set of goals and strategies to improve instructional practice; (3) development of shared instructional practices; (4) full implementation of shared instructional practices across the district; and the (5) ongoing monitoring of the degree of implementation of these practices, as well as the provision of feedback and support in relation to what is and is not working well.

Appendix F

CCIP Implementation Management/Monitoring (IMM) Tool Training Manual

**Center for School Improvement
Ohio Department of Education**

Overview 125

Create IMM Tool 128

IMM Tool Sections 131

Implementation Details 132

Communication Approach 138

Team Narrative Evaluation of Plan Results and Process..... 140

Print..... 142

Change Log..... 143

Refresh Plan Attributes 144

Reports..... 146

Copy IMM Tool into Next Fiscal Year 150

Overview

The Implementation Management/Monitoring (IMM) Tool provides a way for districts to document how their District and School Plans will be implemented. The district or school can identify items to be measured, resources needed, persons/groups responsible, and the timeline for implementing.

The IMM Tool is available to any district user with CCIP access. The IMM Tool data is not available to the public and is not archived. The IMM Tool can be accessed via the Plan Overview screen for a District or School Plan.



- CCIP Home
- Administer ▶
- Search ▶
- Inbox
- Planning ▶
- Funding ▶
- Address Book
- Contact ODE
- Document Library
- Help
- SAFE Account Sign Out

John Mamula
DEVELOPMENT

Planning Tool

Portsmouth City School District (044669) - Scioto County - 2009

2009 Active Plan [Make Active Plan Public](#)

| Fiscal Year | District Improvement Status |
|-------------|-------------------------------|
| 2009 | District Improvement Status 2 |
| 2008 | District Improvement Status 1 |

Click District/Agency to access the District IMM Tool

Select the appropriate school from the dropdown and click School to access the School IMM Tool

Plan

District/Agency

School



[Home](#) > [CCIP](#) > [Planning](#)

[Printer Friendly Version](#)

- CCIP Home
- Administer ▶
- Search ▶
- Inbox
- Planning ▶
- Funding ▶
- Address Book
- Contact ODE
- Document Library
- Help
- SAFE Account Sign Out

John Mamula
DEVELOPMENT

Plan Overview

Portsmouth City School District (044669) - Scioto County - 2009

Plan Overview

[District Improvement Component](#)

[Highly Qualified Teacher Component](#)

[Partnership Agreement Component](#)

Plan Item

[Needs Assessment](#)

[Expand All](#) [Collapse All](#)

[Create Goal](#)

- [+ ↑ ↓ 🗑️ \[G\] 1\) Academic Achievement Will Improve](#)
- [+ ↑ ↓ 🗑️ \[G\] 2\) Highly Qualified Teachers](#)
- [+ ↑ ↓ 🗑️ \[G\] 3\) Safe and Drug-Free Learning Environments](#)
- [+ ↑ ↓ 🗑️ \[G\] 4\) Career Technical Education](#)

If the IMM Tool is not yet created, the link reads Create Implementation Management/Monitoring Tool.
If the IMM Tool exists, then the link reads Implementation Management/Monitoring Tool.

Plan Function

[Create Implementation Management/Monitoring Tool](#)

[Print](#)

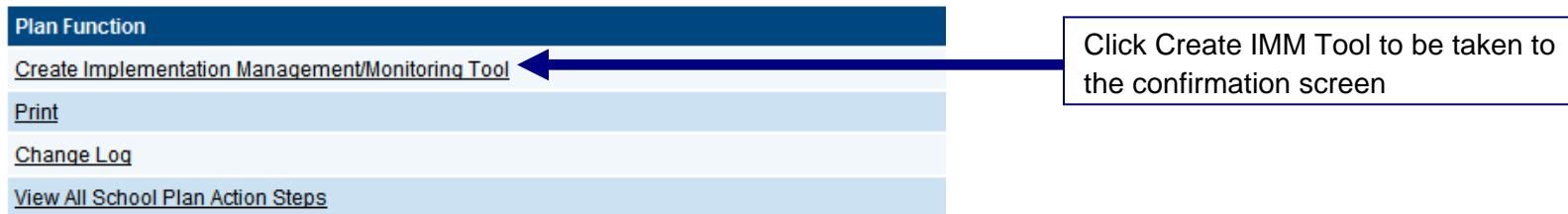
[Change Log](#)

[View All School Plan Action Steps](#)

Create IMM Tool

The IMM Tool should not be created until the Plan for the associated Fiscal Year has been finalized and approved by the District or School Leadership Team. The system will not allow a School IMM Tool to be created until the District IMM Tool has been created. When the user clicks the Create IMM Tool link from the District or School Plan Overview screen, they are taken to a confirmation screen.

Please note that once the IMM Tool is created, changes to the Plan will not automatically transfer into the IMM Tool. The Refresh Plan Attributes functionality would need to be used to synchronize the Plan and the IMM Tool.



The image shows a screenshot of a 'Plan Function' menu. The menu items are: 'Plan Function' (header), 'Create Implementation Management/Monitoring Tool', 'Print', 'Change Log', and 'View All School Plan Action Steps'. A blue arrow points from a callout box to the 'Create Implementation Management/Monitoring Tool' link. The callout box contains the text: 'Click Create IMM Tool to be taken to the confirmation screen'.

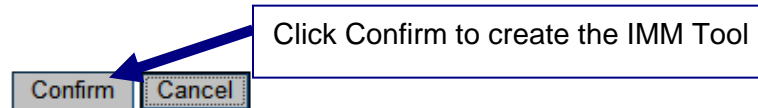
Create Implementation Management/Monitoring Tool Confirmation

Portsmouth City School District (044669) - Scioto County - 2009

The Implementation Management/Monitoring (IMM) Tool should not be created until the Plan has been reviewed and approved by the Organization Leadership Team. The IMM Tool is used to define progress measures, timelines, and resources associated with the implementation of the plan.

Once the IMM Tool is created, a modification to the Plan will not automatically transfer into the IMM Tool. If the modification applies to the IMM Tool, then it would need to be updated in the IMM Tool by using the "Refresh Plan Attributes" function on the IMM Tool Sections page.

Click confirm to proceed with the creation of your IMM Tool.



Once the IMM Tool is created, changes to the Plan will prompt a warning message.

The screenshot shows the Ohio Department of Education's 'Create Goal' page. The page header includes the Ohio Department of Education logo, a session timeout of 00:59:57, and a breadcrumb trail: Home > CCIP > Planning. A left sidebar contains navigation links: CCIP Home, Administer, Search, Inbox, Planning, Funding, Address Book, Contact ODE, Document Library, and Help. Below the sidebar, the user's name 'John Mamula' and 'DEVELOPMENT' are displayed. The main content area is titled 'Create Goal' and shows the context: 'Portsmouth City School District (044669) - Scioto County - 2009'. There are three text input fields: 'Goal Title' (0 of 2000 characters), 'Goal Description' (0 of 2000 characters), and 'Performance Measure' (0 of 4000 characters). Each field has a 'Check Spelling' button. At the bottom are 'Save' and 'Cancel' buttons. A modal dialog box is open in the center, containing the text: 'The IMM Tool has already been created for this Plan. Changes to the Plan are not automatically transferred into the IMM Tool. Once the IMM Tool is created, the Refresh Plan Attributes feature on the IMM Tool Sections page must be used to incorporate Plan changes into the IMM Tool. Do you wish to proceed?' with 'Yes' and 'No' buttons.

IMM Tool Sections

The IMM Tool Sections page provides a gateway into all of the implementation related components. This page exists at both the District and School levels.

The screenshot shows the user interface for the Implementation Management/Monitoring Tool Sections. On the left is a vertical navigation menu with items: CCIP Home, Administer, Search, Inbox, Planning, Funding, Address Book, Contact ODE, Document Library, Help, and a SAFE Account Sign Out button. The main content area has a breadcrumb trail: Home > Planning > Implementation. Below this is the title 'Implementation Management/Monitoring Tool Sections' and the context 'Columbus Public Schools (049802) - Franklin County - 2010'. A link 'Return To Plan Overview' is highlighted with a blue arrow pointing to it from a callout box that says 'Click to return to the District Plan or School Plan'. The page is organized into three main sections: 'Section' (Implementation Details, Communication Approach, Team Narrative Evaluation of Plan Results and Process), 'Function' (Print, Change Log, Refresh Plan Attributes), and 'Reports' (Progress Measure, Implementation Timeline, Communication Approach).

| Section |
|-----------------------------------------------------------------------|
| Implementation Details |
| Communication Approach |
| Team Narrative Evaluation of Plan Results and Process |

| Function |
|-----------------------------------------|
| Print |
| Change Log |
| Refresh Plan Attributes |

| Reports |
|-----------------------------------------|
| Progress Measure |
| Implementation Timeline |
| Communication Approach |

Implementation Details

The Implementation Details page displays the Goals, Strategies, and Action Steps. The School IMM Tool displays the District Level Goals and Strategies, but the Action Steps come from the School Plan not the District Plan.

The screenshot shows the 'Implementation Details' page for Portsmouth City School District. At the top right, a 'Session Timeout' box shows '00:48:50'. Below the header, there is a link 'Return To Implementation Management/Monitoring Tool Sections' with an annotation 'Click to return to the IMM Tool Sections Page' pointing to it. Two dropdown menus are shown: 'Goal: 1) Academic Achievement Will Improve' and 'Strategy: 1.1) Targeted Additional Resources', with an annotation 'Alter the Goal/Strategy view by changing the Goal or Strategy selection in the dropdown' pointing to them. Below the dropdowns, a 'Goal' section lists '1) Academic Achievement Will Improve'. Underneath, there is a link 'Update Implementation Details for 1.1) Targeted Additional Resources'. A table titled 'Strategy, Indicators, and Progress Measures' has a 'Last Update' column. The first row in the table is '1.1) Targeted Additional Resources - HQT' with 'Not Updated' in the 'Last Update' column. An annotation 'Page displays the last date and time that a change was made to the associated strategy' points to the 'Last Update' column header.

Implementation Details

Portsmouth City School District (044889) - Scioto County - 2009

Session Timeout
00:48:50

[Return To Implementation Management/Monitoring Tool Sections](#)

Click to return to the IMM Tool Sections Page

Goal: 1) Academic Achievement Will Improve

Strategy: 1.1) Targeted Additional Resources

Alter the Goal/Strategy view by changing the Goal or Strategy selection in the dropdown

Goal

1) Academic Achievement Will Improve

[Update Implementation Details for 1.1\) Targeted Additional Resources](#)

| Strategy, Indicators, and Progress Measures | Last Update |
|---------------------------------------------|-------------|
| 1.1) Targeted Additional Resources - HQT | Not Updated |

Page displays the last date and time that a change was made to the associated strategy

[Update Implementation Details for 1.1\) Targeted Additional Resources](#)

Click to modify the Implementation Details for the associated strategy

| Strategy, Indicators, and Progress Measures | Last Update |
|-------------------------------------------------------------------|-------------|
| <input type="checkbox"/> 1.1) Targeted Additional Resources - HQT | Not Updated |

Plan Component Relationships are appended to the end of Strategy and Action Step Names

| Adult Implementation Indicator | Baseline Measure | | Progress Measure | |
|--------------------------------|-------------------------------|-------------|------------------|--------|
| | Measure | Description | Projected | Actual |
| | Student Performance Indicator | | | |

| Action Steps | Monitoring Evidence/Data Sources | Person(s) Responsible/Group (s) | Resources Needed: Budget/Material/Technology | Implementation Timeline |
|------------------------------------------------------------------|----------------------------------|---------------------------------|----------------------------------------------|-------------------------|
| | | | | |
| <input type="checkbox"/> AS 1.1.1) Target Additional Resources | | | | |
| <input type="checkbox"/> AS 1.1.2) Technology Literacy Standards | | | | |

Click the Update link to modify the Implementation Details for the associated Strategy.

The screenshot shows the Ohio Department of Education's CCIP Planning Implementation interface. The page title is "Update Implementation Details" for the "Portsmouth City School District (044869) - Scioto County - 2009". The main content area is divided into sections: "Goal" (1) Academic Achievement Will Improve, "Strategy, Indicators, and Progress Measures" (1.1) Targeted Additional Resources - HQT, and "Adult Implementation Indicator".

Instructional callouts are provided for the "Adult Implementation Indicator" section:

- Define Month and Year of Baseline Measure:** Points to the month and year dropdown menus in the "Baseline Measure" header.
- Click to define the timeline for tracking Progress of each Baseline Measure:** Points to the "[Create]" link in the "Progress Measure" header.
- Click to create a Baseline Measure Description and enter the associated Baseline Percentage:** Points to the "[Create]" link in the "Measure" column of the table.
- Enter Indicator Descriptions:** Points to the text input area for the "Student Performance Indicator".

| Measure | Description | Projected | Actual |
|----------|-------------|-----------|--------|
| [Create] | | | |
| [Create] | | | |

The Update Implementation Details page does not save any changes until the Save button is clicked at the bottom of the page.

The screenshot shows the 'Update Implementation Details' page for Portsmouth City School District. It includes a sidebar with navigation options like 'Administer', 'Search', and 'Inbox'. The main content area is divided into sections: 'Goal', 'Strategy, Indicators, and Progress Measures', and a table for 'Adult Implementation Indicator' and 'Student Performance Indicator'. The table has columns for 'Measure', 'Description', 'Projected', and 'Actual' values for both 'Baseline Measure' and 'Progress Measure'. Callouts with arrows point to trash can icons for deleting items and up/down arrows for reordering descriptions.

Click the Trash Can Icon to delete a Progress Measure Timeline

Click the Trash Can Icon to delete a Baseline Measure Description

Baseline Measure Descriptions can be re-ordered by clicking the up or down arrows next to the description

| Adult Implementation Indicator | Baseline Measure | | Progress Measure [Create] | | | |
|---------------------------------------------------|------------------|------------------|---------------------------|--------|-----------|--------|
| | Measure | Description | Projected | Actual | Projected | Actual |
| Description of the Adult Implementation Indicator | 60 % | AI Description 1 | 70 % | | 80 % | |
| | 60 % | AI Description 2 | 60 % | | 70 % | |
| Student Performance Indicator | | | | | | |
| Description of the Student Performance Indicator | 75 % | SP Description 1 | | | | |
| | 65 % | SP Description 2 | 75 % | | 85 % | |

Performance indicator

65 % SP Description 2 75 % 85 %

Check Spelling 48 of 500 characters


Enter Action Step Implementation Details

Click to define the timeline for implementing Action Steps

| Action Steps | Monitoring Evidence/Data Sources | Person(s) Responsible/Group (s) | Resources Needed: Budget/Material/Technology | Implementation Timeline [Create] | |
|-----------------------------------------|-----------------------------------|---------------------------------|----------------------------------------------|----------------------------------------------|-------------------------------------|
| AS 1.1.1) Target Additional Resources | Monitor 1 10 of 100 characters | Person 1 8 of 100 characters | Resources 1 11 of 100 characters | <input checked="" type="checkbox"/> Jul 2009 | <input type="checkbox"/> Oct 2009 |
| AS 1.1.2) Technology Literacy Standards | Monitor 2 9 of 100 characters | Person 2 8 of 100 characters | Resources 2 11 of 100 characters | <input type="checkbox"/> | <input checked="" type="checkbox"/> |

Save Cancel

The School IMM Tool Update Implementation Details page contains a link to the District IMM Tool Implementation Details for the associated Strategy.



Department of Education

Session Timeout
00:59:37

[Home](#) > [CCIP](#) > [Planning](#) > [Implementation](#)

[Printer Friendly Version](#)

Update Implementation Details

Columbus City School District (043802) - Franklin County - 2009 - Africentric Program At Mohawk Elementary School (025163)

Goal

G 1) Improving Academic Achievement in Core Subjects Updated

Strategy, Indicators, and Progress Measures

S 1.1) Prevention/Intervention in core academic subjects. - DI Not Updated

[View District Level Implementation Details for the Current Goal and Strategy](#)

| Adult Implementation Indicator | Baseline Measure | | Progress Measure [Create] | |
|------------------------------------------------------------------------------------------------------------------------------------------------------------------------------------------------------------------------------------------------------------------------------------------|----------------------|--------------------------|-------------------------------------------|--------|
| | <input type="text"/> | <input type="text"/> | | |
| | Measure | Description | Projected | Actual |
| <input style="width: 100%; height: 100%;" type="text"/> <div style="text-align: right; margin-top: 5px;"> <input type="button" value="Check Spelling"/> </div> <div style="text-align: right; margin-top: 5px;"> <input type="text" value="0"/> of 500 characters </div> | | [Create] | | |
| Student Performance Indicator | | | | |

John Mamula

DEVELOPMENT

Click link to view the District IMM Tool Implementation Details for the associated Strategy

Communication Approach

The Communication Approach page allows the District or School to identify when, how, and to whom information is disseminated.

Ohio Department of Education

Session Timeout 00:59:58

Home > CCIP > Planning > Implementation

CCIP Home
Administer
Search
Inbox
Planning
Funding
Address Book
Contact ODE
Document Library
Help

SAFE Account Sign Out

John Mamu DEVELOPME

Printer Friendly Version

Communication Approach

Portsmouth City School District (044869) - Scioto County - 2009

[Return To Implementation Management/Monitoring Tool Sections](#)

[Create Communication Approach](#)

| What (Will be communicated) | When | To Whom | By Whom | How (Means of Communication) |
|-----------------------------------------------------------------------------------------------------------------|------------------------------|---------|----------------|------------------------------|
| Describe plan goals, strategies, and actions and report plan progress to relevant stakeholders. | Jul, Sep, Dec, Feb, Mar, May | Parents | Superintendent | Print Media, TV and Radio |

Click to return to the IMM Tool Sections Page

Click to create a new Communication Approach

Click to delete the associated Communication Approach

Click to update the associated Communication Approach



- CCIP Home
- Administer
- Search
- Inbox
- Planning
- Funding
- Address Book
- Contact ODE
- Document Library
- Help
- SAFE Account Sign Out

John Mamula
DEVELOPMENT

Home > CCIP > Planning > Implementation

[Printer Friendly Version](#)

Create Communication Approach

Portsmouth City School District (044669) - Scioto County - 2009

Create Communication Approach

What (Will be communicated):
182 of 250 characters

When (select all that apply):
 Jul Aug Sep Oct Nov Dec
 Jan Feb Mar Apr May Jun

To Whom:
0 of 100 characters

By Whom:
0 of 100 characters

How (Means of communication - select all that apply):
 Print Media Internet - Intranet TV and Radio
 Print Material Telephone Written Reports
 Presentations Meetings CD, DVD, Webinar
 Other

Select from a standard set of Communication Approaches or select 'Other' and the textbox becomes available for editing

If the means of communication is not found in the standard set, click other and enter the appropriate description

Team Narrative Evaluation of Plan Results and Process

The Team Narrative Evaluation of Plan Results and Process page should be completed at the end of the implementation cycle. This page allows the district or school to identify the items that were effective and not effective.

The screenshot displays the Ohio Department of Education web application interface. At the top left is the Ohio Department of Education logo. The top right corner shows a session timeout of 00:54:29. A navigation breadcrumb trail reads: Home > CCIP > Planning > Implementation. A 'Printer Friendly Version' link is located in the top right. The main content area is titled 'Team Narrative Evaluation of Plan Results and Process' and is specific to 'Portsmouth City School District (044669) - Scioto County - 2009'. The page contains three evaluation questions, each with a text input field and a 'Check Spelling' button. The first question is '1) How do planned results compare to actual outcomes in student performance?' with a character count of 0 of 4000. The second question is '2) What is the impact of professional development on teacher practice and student achievement?' also with a character count of 0 of 4000. The third question is '3) Has our district plan been implemented with integrity, on-time and within budget?'. On the left side, there is a vertical menu with options: CCIP Home, Administer, Search, Inbox, Planning, Funding, Address Book, Contact ODE, Document Library, Help, and a 'SAFE Account Sign Out' button. Below the menu, the user is identified as 'John Mamula DEVELOPMENT'.

3) Has our district plan been implemented with integrity, on-time and within budget?

Check Spelling

0 of 4000 characters

4) What lessons has the district learned as a result of implementing this plan (and how will they be applied to the next plan)?

Check Spelling

0 of 4000 characters

5) What should the district do to institutionalize successes and eliminate unsuccessful practices?

Check Spelling

0 of 4000 characters

Save Cancel

Print

The Print feature formats the entire District or School IMM Tool as a PDF. The print document includes the Implementation Details, Communication Approach, and Team Narrative Evaluation.

Implementation Details

Portsmouth City School District (044669) - Scioto County - 2009

[Return To Implementation Management/Monitoring Tool Sections](#)

Goal: View All Goals

Strategy: View All Strategies

Goal

1) Academic Achievement Will Improve

Strategy, Indicators, and Progress Measures Last Update

1.1) Targeted Additional Resources - HQT 6/29/2009 1:54:13 PM

| Adult Implementation Indicator | Baseline Measure | | Progress Measure | | | |
|---------------------------------------------------|------------------|------------------|------------------|--------|-----------|--------|
| | Jun 2009 | | Oct 2009 | | Dec 2009 | |
| | Measure | Description | Projected | Actual | Projected | Actual |
| Description of the Adult Implementation Indicator | 60% | AI Description 1 | 70% | | 80% | |
| | 50% | AI Description 2 | 60% | | 70% | |
| Student Performance Indicator | | | | | | |
| Description of the Student Performance Indicator | 75% | SP Description 1 | 85% | | 95% | |

Change Log

The Change Log displays all changes that have occurred in the IMM Tool.

Ohio | Department of Education

Session Timeout: 00:59:47

Home > CCIP > Planning > Implementation

Printer Friendly Version

Implementation Management/Monitoring Tool Change Log

Portsmouth City School District (044869) - Scioto County - 2009

[Return To Implementation Management/Monitoring Tool Sections](#)

Select Item Type:

- All
- Plan Updates
- Implementation Details
- Communication Approach
- Plan Evaluation


Click column headers to re-order results by that item

| Item Type | | | User | Date |
|---------------------------------|--------|----------------------------------------------------------------------------------------------------------------|-------------|----------------------|
| Communication Approach Means | | Describe plan goals, strategies, and actions and report plan progress to relevant stakeholders. - TV and Radio | John Mamula | 6/29/2009 1:55:14 PM |
| Communication Approach Means | Insert | Describe plan goals, strategies, and actions and report plan progress to relevant stakeholders. - Print Media | John Mamula | 6/29/2009 1:55:14 PM |
| Communication Approach Schedule | Insert | Describe plan goals, strategies, and actions and report plan progress to relevant stakeholders. - May | John Mamula | 6/29/2009 1:55:13 PM |
| Communication Approach Schedule | Insert | Describe plan goals, strategies, and actions and report plan progress to relevant stakeholders. - Mar | John Mamula | 6/29/2009 1:55:13 PM |
| Communication Approach Schedule | Insert | Describe plan goals, strategies, and actions and report plan progress to relevant stakeholders. - Feb | John Mamula | 6/29/2009 1:55:13 PM |

John Mamula
DEVELOPMENT

Refresh Plan Attributes

The Refresh Plan Attributes page identifies discrepancies that exist between the District IMM Tool and the District Plan. At the School level, the Refresh Plan Attributes page identifies discrepancies that exist between the School IMM Tool and the District IMM Tool for Goal and Strategies. The Action Steps for the School IMM Tool are compared to the School Plan.



Session Timeout
00:59:47

[Home](#) > [CCIP](#) > [Planning](#) > [Implementation](#)

CCIP Home

Administer ▶

Search ▶

Inbox

Planning ▶

Funding ▶

Address Book

Contact ODE

Document Library

Help

SAFE Account Sign Out

[Printer Friendly Version](#)

Refresh Plan Attributes

Portsmouth City School District (044669) - Scioto County - 2009

| Change Type | Item | Current Value | New Value |
|--------------------|------------------------------------------------------|---------------|-----------|
| Goal Display Order | 2) Highly Qualified Teachers | 2 | 1 |
| Goal Display Order | 3) Safe and Drug-Free Learning Environments | 3 | 2 |
| Goal Display Order | 4) Career Technical Education | 4 | 3 |
| Goal Delete | 1) Academic Achievement Will Improve | DELETE | |
| Goal Insert | 4) Test | | INSERT |
| Strategy Delete | 1.1) Targeted Additional Resources | DELETE | |
| Strategy Delete | 1.2) State Content Standards Alignment | DELETE | |
| Strategy Delete | 1.3) Instructional and Educational Materials | DELETE | |
| Strategy Delete | 1.4) Student achievement will increase | DELETE | |
| Strategy Delete | 1.5) Instruments to Track Student Progress | DELETE | |
| Strategy Delete | 1.6) Data Collection and Analysis | DELETE | |
| Strategy Delete | 1.7) Policies to Improve Results | DELETE | |
| Strategy Delete | 1.8) Parent Educ Involvement (Reading & Mathematics) | DELETE | |

John Mamula
DEVELOPMENT

| | | | |
|-----------------------------------|-------------------------------------------------------------------------------------------------------------------------------|--------|-----------------------------|
| Action Step Delete | 1.19.11) Summer Program PI 11 | DELETE | Session Timeout 00:59:04 |
| Action Step Delete | 1.19.12) Achieve attendance goal of 25 families per year | DELETE | |
| Action Step Delete | 1.19.13) Achieve retention goal | DELETE | |
| Action Step Delete | 1.19.14) Achieve recruitment goal | DELETE | |
| Action Step Delete | 1.19.15) Achieve intensity of services | DELETE | |
| Action Step Delete | 1.19.16) Achieve Even Start PI (1-A) and (1B) | DELETE | |
| Action Step Delete | 1.20.1) Intervention teams will work collaboratively together for transition | DELETE | |
| Action Step Component Item Delete | 1.6.2) Data Collection and Analysis - PA - Partnership Agreement Activities | DELETE | |
| Action Step Component Item Delete | 1.6.3) Data Collection and Analysis - PA - Partnership Agreement Activities | DELETE | |
| Action Step Component Item Delete | 1.11.3) Evaluate programs and assess services including those to special populations) - PA - Partnership Agreement Activities | DELETE | |
| Action Step Component Item Delete | 1.12.2) Evaluate programs and assess services including those to special populations - PA - Partnership Agreement Activities | DELETE | |
| Action Step Component Item Delete | 1.12.3) Literacy Consultant Project - PA - Partnership Agreement Activities | DELETE | |
| Action Step Component Item Delete | 1.12.4) Evaluate programs and assess services including those special populations - PA - Partnership Agreement Activities | DELETE | |
| Action Step Component Item Delete | 1.12.5) Literacy Consultant Project - PA - Partnership Agreement Activities | DELETE | |

Click Save to incorporate Plan changes into the IMM Tool



Save Cancel

Reports

The reports may be accessed from the IMM Tool Sections page. The reports exist at both the District and School levels.

Home > [Planning](#) > [Implementation](#)

CCIP Home
Administer ▶
Search ▶
Inbox
Planning ▶
Funding ▶
Address Book
Contact ODE
Document Library
Help
SAFE Account Sign Out

Implementation Management/Monitoring Tool Sections

Columbus Public Schools (043802) - Franklin County - 2010

[Return To Plan Overview](#)

| Section |
|-----------------------------------------------------------------------|
| Implementation Details |
| Communication Approach |
| Team Narrative Evaluation of Plan Results and Process |

| Function |
|-----------------------------------------|
| Print |
| Change Log |
| Refresh Plan Attributes |

| Reports |
|-----------------------------------------|
| Progress Measure |
| Implementation Timeline |
| Communication Approach |

John Mamula
QA

Reports links are available from the IMM Tool Sections page

- CCIP Home
- Administer ▶
- Search ▶
- Inbox
- Planning ▶
- Funding ▶
- Address Book
- Contact ODE
- Document Library
- Help
- SAFE Account Sign Out

John Mamula
QA

Progress Measure Report

Columbus Public Schools (043802) - Franklin County - 2010

[Return To Implementation Management/Monitoring Tool Sections](#)

Selection Criteria:

Goal: All Goals

Strategy: All Strategies

Plan: (Select all that apply)

- District and All Buildings**
- All Buildings
- District
- Africentric Elementary School(025163)
- Alexander Graham Bell Elementary School(000281)
- All Saints Academy(057588)
- Alpine Elementary School(000497)
- Alum Crest High School(000513)

Begin Timeline: Jan 2009

End Timeline: Dec 2009

Indicator Type: All Indicator Types

Progress Measure: Actual All Projected

Progress Measure Report allows the user to search on

1. Specific Goals/Strategies or All Goals and Strategies
2. Specific District or Buildings or District and All Buildings or All Buildings
3. Begin and End Timeline
4. Indicator Type
5. Actual versus Projected

After the user clicks Search and results are found the following operations can be performed

1. Download Data into an Excel file
2. Generate a Printable Version of the results
3. Click on the Column Header to sort data by that column – default sort is ascending – click the

Search Reset

There are 4 matching record(s). Displaying 1 through 4. [Download Data](#) [Printable Version](#)

| Strategy | Plan | School Type | Indicator Type | Measure Description | Timeline | Projected | Actual | Difference |
|----------------------------|-----------------|-------------|----------------------|------------------------|----------|-----------|--------|------------|
| 1.1) Student Interventions | District/Agency | N/A | Student Performance | 7 - 12 Attendance Rate | 2009 Dec | 85% | 80% | -5% |
| 1.1) Student Interventions | District/Agency | N/A | Student Performance | K - 6 Attendance Rate | 2009 Dec | 90% | 91% | 1% |
| 1.1) Student Interventions | District/Agency | N/A | Adult Implementation | 4 - 6 Math | 2009 Dec | 60% | 55% | -5% |
| 1.1) Student Interventions | District/Agency | N/A | Adult Implementation | K - 3 Math | 2009 Dec | 70% | 65% | -5% |

- CCIP Home
- Administer ▶
- Search ▶
- Inbox
- Planning ▶
- Funding ▶
- Address Book
- Contact ODE
- Document Library
- Help
- SAFE Account Sign Out

John Mamula
QA

Implementation Timeline Report

Columbus Public Schools (043802) - Franklin County - 2010

[Return To Implementation Management/Monitoring Tool Sections](#)

Selection Criteria:

Goal: All Goals

Strategy: All Strategies

Plan: (Select all that apply)

- District and All Buildings
- All Buildings
- District
- Africentric Elementary School(025163)
- Alexander Graham Bell Elementary School(000281)
- All Saints Academy(057588)
- Alpine Elementary School(000497)
- Alum Crest High School(000513)

Begin Timeline: Jan 2009

End Timeline: Dec 2009

Search Reset

Implementation Timeline Report allows the user to search on

1. Specific Goals/Strategies or All Goals and Strategies
2. Specific District or Buildings or District and All Buildings or All Buildings

After the user clicks Search and results are found the following operations can be performed

1. Download Data into an Excel file
2. Generate a Printable Version of the results
3. Click on the Column Header to sort data by that column – default sort is ascending – click the

There are 2 matching record(s). Displaying 1 through 2. [\[Download Data\]](#) [\[Printable Version\]](#)

| Strategy | Plan | Action Step | Monitoring Evidence / Data Sources | Person(s) Responsible / Group(s) | Resources Needed: Budget / Material / Technology | Implementation Timeline |
|----------------------------|-----------------|--------------------------|------------------------------------|----------------------------------|--------------------------------------------------|-------------------------|
| 1.1) Student Interventions | District/Agency | 1.1.1) Battelle for Kids | Monitoring Evidence | Superintendent | Textbooks | Oct 2009 |
| 1.1) Student Interventions | District/Agency | 1.1.2) Test | Monitoring Evidence | School Board | Meeting Room | Oct 2009, Nov 2009 |

- CCIP Home
- Administer ▶
- Search ▶
- Inbox
- Planning ▶
- Funding ▶
- Address Book
- Contact ODE
- Document Library
- Help
- SAFE Account Sign Out

John Mamula
QA

Communication Approach Report

Columbus Public Schools (043802) - Franklin County - 2010

[Return To Implementation Management/Monitoring Tool Sections](#)

Selection Criteria:

Plan: (Select all that apply) District and All Buildings

All Buildings
District
Africentric Elementary School(025163)
Alexander Graham Bell Elementary School(000281)
All Saints Academy(057588)
Alpine Elementary School(000497)
Alum Crest High School(000513)

Communication Approach Month: (Select all that apply)

Jul
Aug
Sep
Oct
Nov
Dec
Jan
Feb
Mar
Apr
May
Jun

Communication Approach Report allows the user to search on

1. Specific District or Buildings or District and All Buildings or All Buildings
2. Communication Approach Months

Search Reset

After the user clicks Search and results are found the following operations can be performed

1. Download Data into an Excel file
2. Generate a Printable Version of the results
3. Click on the Column Header to sort data by that column – default sort is ascending – click the

There are 2 matching record(s). Displaying 1 through 2. [\[Download Data\]](#) [\[Printable Version\]](#)

| Plan | What (Will be communicated) | When | To Whom | By Whom | How (Means of Communication) |
|-----------------------------------------|-----------------------------|-----------------|------------------|----------------|-----------------------------------------------|
| Africentric Elementary School | Something Really Important | Sep,Oct,Nov | Important People | Superintendent | Internet - Intranet,Telephone,Meetings |
| Alexander Graham Bell Elementary School | Improvement Status | Jul,Aug,Sep,Oct | People | Person | TV and Radio,Written Reports,CD, DVD, Webinar |

Copy IMM Tool into Next Fiscal Year

The IMM Tool may be copied into the next Fiscal Year. This is done at the same time that the Plan is copied into the next Fiscal Year. The user has the option to include the IMM Tool as part of the Plan Copy. If the user decides to include the IMM Tool in the Plan Copy, then the District IMM Tool and any Building IMM Tools would be copied forward into the next Fiscal Year.

Ohio.gov | Department of Education

Session Timeout: 00:55:42

Home > Planning

Copy Plan Confirmation

Columbus Public Schools (043802) - Franklin County - 2011

The 2011 Plan should not be created until your district/agency is ready to begin the planning process for Fiscal Year 2011.

Once the Plan is created, a modification to the 2010 Plan will not be transferred into your 2011 Plan. If the modification applies to the 2011 Plan, then it would need to be updated in the 2011 Plan.

If you would like to work with a blank Plan, proceed with this Plan copy and then delete all Goals in the 2011 Plan. Deleting a Goal removes everything underneath that Goal, including Strategies, Action Steps, Building Level Action Steps, Fiscal Resources and Component Relationships.

If you would like to copy the Implementation Management/Monitoring Tool forward into the next Fiscal Year, check the box below. This will copy the Implementation Management/Monitoring Tool for the District Plan and all School Plans.

Copy Implementation Management/Monitoring Tool into the next Fiscal Year

Click confirm to proceed with the creation of your 2011 Plan.

Confirm Cancel

John Mamula
QA

Check this box to include the IMM Tool as part of the Plan Copy

Appendix G

Title I School Improvement Grant Building Overview Page

| IRN | Building Name | Tier | School Improvement Status | Total Enrollment | FY11 Proposed Budget | FY12 Proposed Budget | FY13 Proposed Budget | Building is served as a Schoolwide OR Apply for a waiver to implement a SW program in Title I school that does not meet 40% poverty | Apply for a waiver to "start over" in SI timeline (only if implementing turnaround or restart model) | Intervention Model | Indicators of Impact Reading Achievement Math Achievement Graduation Rate Implementation of Model SI Strategies- SBR |
|--------|---------------|----------|---------------------------|----------------------|----------------------|----------------------|----------------------|-------------------------------------------------------------------------------------------------------------------------------------|------------------------------------------------------------------------------------------------------|--------------------|----------------------------------------------------------------------------------------------------------------------------------|
| 000001 | Building A | Tier I | SI Year 5 | <input type="text"/> | <input type="text"/> | <input type="text"/> | <input type="text"/> | <input type="checkbox"/> | <input type="checkbox"/> | None ▾ | |
| 000002 | Building B | Tier II | SI Year 4 | <input type="text"/> | <input type="text"/> | <input type="text"/> | <input type="text"/> | <input type="checkbox"/> | <input type="checkbox"/> | None ▾ | |
| 000003 | Building C | Tier III | SI Year 2 | <input type="text"/> | <input type="text"/> | <input type="text"/> | <input type="text"/> | <input type="checkbox"/> | <input type="checkbox"/> | None ▾ | |
| 000004 | Building D | Tier III | SI Year 3 | <input type="text"/> | <input type="text"/> | <input type="text"/> | <input type="text"/> | <input type="checkbox"/> | <input type="checkbox"/> | None ▾ | |

Note: An LEA that has nine or more Tier I and Tier II schools may not implement the transformation model in more than 50 percent of those schools.

LEA may not exceed \$2,000,000 per year multiplied by the number of schools in Tier I, II, III that it commits to serve.

School Improvement Application

Needs Assessment

Total number of students impacted

Integration into Ohio Improvement Process

How is this grant supported by your LEA(s)? Describe joint planning that occurred. Include OIP alignment information such as how the selected intervention model or school improvement strategy matches the LEA's needs and examines the root cause for the school's identification of need for improvement (use of various data to analyze the needs of the LEA must include, but are not limited to student performance data, curriculum standards and assessment, effective teachers and leaders).

Capacity to Implement

Design and implement interventions consistent with the final requirements: Tier I and Tier II will implement an intervention model; Tier III school strategies, submit waiver request and complete requirements associated with waiver (schoolwide components)

Recruit, screen, and select external providers, if applicable, to ensure their quality:

- proven track record of successful school improvement
- matched to the needs of the students and the interventions
- selected from list of approved external providers supplied by the Ohio Department of Education

Modify its practices or policies, if necessary, to enable its schools to implement the interventions fully and effectively: The LEA should describe how it will address details contained in, but not limited to, negotiated agreements, board policies, Ohio Revised Code. It is the responsibility of the LEA submitting the application to secure such approval prior to submission of the application.

If LEA does not apply for one of the Tier I or Tier II schools, describe the lack of sufficient capacity to do so. LEA must address areas including, but not limited to if school is closing, number of Tier I and Tier II schools within the LEA, enrollment number of students, percentages of proficient students (Reading and Math). LEA must indicate if Tier III schools will be served.

Stakeholder Involvement/Collaboration

Who are your major partners? Consult with various relevant stakeholders regarding the LEA's application and implementation of school improvement models in its Tier I and Tier II schools school improvement strategies in Tier III schools.

Describe joint planning that occurred as well as the level of commitment among all parties (district and building level). Applicants must describe the stakeholder roles and their contributions to the success of the project.

Goals, Strategies and Action Steps

[Expand All](#) [Collapse All](#)

Alignment with Other Resources

Identify the additional and supporting resources (e.g. internal building, local community, business and partner schools) that will be utilized in the project and demonstrate how these resources will impact success. Please explain how your project will leverage other and supporting resources (fiscal, human, technical, etc.) in the implementation of the intervention model.

Continuation

How will your initiative sustain itself if/when funding is reduced or ended? (feasibility of sustaining the initiative, reasonable, resources brought to the process to continue to support over time, leveraging existing resources)

Timeline

Include a timeline delineating the steps it will take to implement the selected intervention in each Tier I and Tier II school identified in the LEA's application and services it will provide to each Tier III school. (tied to IMM tool)

Program Evaluation/Monitoring/Outcomes

Describe the annual goals for student achievement on the State's assessments in both reading/language arts and mathematics. State other annual goals of the project. How will you evaluate your progress in achieving your goals and objectives? Goals must be stated in the form of SMART (specific, measurable, achievable, realistic, time-bound) goals. Goals will be based on the use of the Ohio Improvement Process (particularly the decision framework).

Data Collection – Student Achievement

Determine how the selected intervention model will increase student achievement, and then measure the success of the intervention model. Applicants must describe the process used to select the intervention model and how the success of the implementation will be measured. Measures of success must be stated. Measures of success will be linked directly to the indicators of impact stated in the Building Overview page (reading, math, graduation rate, SI strategies, intervention models, etc.).

Budget Narrative

how funds will be used to implement the selected model in each Tier I and Tier II school it commits to serve; conduct LEA-level activities designed to support implementation of the selected school intervention models in the LEA's Tier I and Tier II schools; and support school improvement activities, at the school or LEA level, for each Tier III school identified in the LEA's application. Applicants must show how these funds will be spent. The application should include an explanation for each expenditure, its source if part of the match and how each expenditure aligns with project goals in an efficient and effective manner.

FY11 proposed LEA budget

FY12 proposed LEA budget

FY13 proposed LEA budget

Project Summary

Provide an overview of the proposed project, including a description of the following:

- The audience (who the project will directly impact);
- The educational goals/need (what the project strives to ultimately accomplish); and
- The activities (how the project will be carried out).

The summary should be written so that readers, including peer reviewers, will understand the overall concept of the application.

Waivers

Waive section 421(b) of the General Education Provisions Act (20 U.S.C. § 1225(b)) to extend the period of availability of school improvement funds for the SEA and all of its LEAs to September 30, 2013.

Assurances

The LEA must assure that it will comply with all Federal assurances and that it will—

1. Use its School Improvement Grant to implement fully and effectively an intervention in each Tier I and Tier II school that the LEA commits to serve consistent with the final requirements;
2. Establish annual goals for student achievement on the State's assessments in both reading/language arts and mathematics and measure progress on the leading indicators in section III of the final requirements in order to monitor each Tier I and Tier II school that it serves with school improvement funds;
3. If it implements a restart model in a Tier I or Tier II school, include in its contract or agreement terms and provisions to hold the charter operator, charter management organization, or education management organization accountable for complying with the final requirements; and
4. Report to the SEA the school-level data required under section III of the final requirements.

PROGRAM ASSURANCES: I agree, on behalf of this applicant agency and all identified partners to abide by all assurances outlined in the Assurance section of the CCIP and the requirements identified in the School Improvement Grant Request For Application. In the box below, enter "I Accept" and indicate your name, title, agency/organization and today's date.

Appendix H

Evaluation Rubric

All areas will use a six-point quality scale for each rubric item or question:

1. There is no evidence or irrelevant evidence that the data substantiates the educational needs described in the project summary.
2. There is minimal evidence and/or limited potential that the data provided substantiates the educational needs.
3. The data provides some evidence as to the educational need; however, there are some inconsistencies between the data supplied and the correlation to the need.
4. The summary provides some good examples of data substantiating the educational needs.
5. Strong, relevant data to substantiate the educational needs throughout the application are provided; high potential of need based upon data.
6. High-level of evidence, supported by relevant data, to substantiate the educational needs of the building; data strongly suggests educational needs.

| Point Value | Area |
|-------------|-----------------------------------------------------------------------------------------------------------------------------------------------------------------------------------------------------------------------------------------------------------------------------------------------------------------------------------------------------------------------------------------------------------------------------------------------------------------------------------------------------------------------------------------------------------------------------------------------------------------------------------------------------------------------------------------------------------------------------------------------------------------------------------------------------------------------------------------------------------------------------------------------------------------------------------------------------------------|
| weighted | 1. District commits to serve Tier I, II, III schools: Priority- If an LEA serves schools in Tier I, Tier II Schools. |
| weighted | 2. Number of students to be impacted. |
| 6 | 3. Intervention model selected <ul style="list-style-type: none"> • Turnaround • Restart • Transformation- note: an LEA that has nine or more Tier I and Tier II schools may not implement the transformation model in more than 50 percent of those schools • Closure <p>AND anticipated indicators of impact based upon the selected model. LEA should provide information regarding how the selected intervention model or school improvement strategy matches the LEA's needs and examines the root cause for the school's identification of need for improvement (use of various data to analyze the needs of the LEA must include, but are not limited to student performance data, curriculum standards and assessment, effective teachers and leaders).</p> <p>Applicant will clearly indicate reading and math indicators of impact, standard of performance specify target standards will be identified</p> |
| 24 | 4. Integration into Ohio Improvement Process: Applicants should address how the LEA's Comprehensive Continuous Improvement Plan (CCIP) supports their grant proposal and work done in the Ohio Improvement Process. Applicants should specifically address the following: (6 points for each bulleted area) <ul style="list-style-type: none"> • data utilized to determine the instructional improvement strategies and action steps identified in this proposal • how the strategies and action steps support the OIP plan • how the district/building(s) plans to monitor the selected intervention model(s) and/or improvement strategies • how the selected intervention model(s) and/or improvement strategies are integrated into the existing OIP |
| 6 | Capacity to Implement The LEA must describe actions it has taken, or will take, to—Design and implement interventions consistent with the final requirements; Design and implement interventions consistent with the final requirements: Tier I and Tier II will implement an intervention model; Tier III school strategies, submit waiver request and complete requirements associated with waiver (schoolwide components) |
| 6 | 5. Capacity to Implement The LEA must describe actions it has taken, or will take, to—Recruit, screen, and select external providers, if applicable, to ensure their quality; <ul style="list-style-type: none"> ○ proven track record of successful school improvement ○ matched to the needs of the students and the interventions ○ selected from list of approved external providers supplied by the Ohio Department of Education |
| 6 | 6. Capacity to Implement The LEA must describe actions it has taken, or will take, to—Modify its practices or policies, if necessary, to enable its schools to implement the interventions fully and |

| | |
|---|-------------------------------------------------------------------------------------------------------------------------------------------------------------------------------------------------------------------------------------------------------------------------------------------------------------------------------------------------------------------------------------------------------------------------------------------------------------------------------------------------------------------------------------------------------------------------------------------|
| | effectively; and the LEA should describe how it will address details contained in, but not limited to, negotiated agreements, board policies, Ohio Revised Code. It is the responsibility of the LEA submitting the application to secure such approval prior to submission of the application. |
| 6 | 7. Capacity to implement: The LEA has selected an intervention model for each of its Tier I and Tier II schools OR if an LEA does not select an intervention model for each of its Tier I and Tier II schools, the LEA must explain why it lacks the capacity to serve all of its Tier I and Tier II schools. LEA must address areas including, but not limited to if school is closing, number of Tier I and Tier II schools within the LEA, enrollment number of students, percentages of proficient students (Reading and Math). LEA must indicate if Tier III schools will be served. |
| 6 | 8. Goals and Strategies (from district planning tool): The LEA must describe the annual goals for student achievement on the State's assessments in both reading/language arts and mathematics that it has established in order to monitor its Tier I and Tier II schools that receive school improvement funds. The goals must be <i>educational</i> goals and stated in the CCIP planning tool. All applicants must ensure that project goals and strategies are aligned and linked to the appropriate CIP Goals. |
| 6 | 9. Action Steps- For each school the LEA commits to serve, the LEA must identify the services the school will receive or the activities the school will implement within the selected intervention model; information must also be given regarding instructional model to be used. |
| 6 | 10. Stakeholder involvement- As appropriate, the LEA must consult with various relevant stakeholders regarding the LEA's application and implementation of school improvement models in its Tier I and Tier II schools school improvement strategies in Tier III schools. Applicants must list any organization partners, providing a brief description of their roles related to the success of the project. |
| 6 | 11. Stakeholder collaboration- Eligible applicants should describe joint planning that occurred as well as the level of commitment among all parties (district and building level). Applicants must describe the stakeholder roles and their contributions to the success of the project. |
| 6 | 12. Align other resources with the intervention: Applicants must identify the additional and supporting resources (e.g. internal building, local community, business and partner schools) that will be utilized in the project and demonstrate how these resources will impact success. Please explain how your project will leverage other and supporting resources (fiscal, human, technical, etc.) in the implementation of the intervention model. |
| 6 | 13. Continuation, sustain- The LEA must describe how it will sustain the reforms after the funding period ends. (feasibility of sustaining the initiative, reasonable, resources brought to the process to continue to support over time, leveraging existing resources) |
| 6 | 14. Timeline: The LEA must include a timeline delineating the steps it will take to implement the selected intervention in each Tier I and Tier II school identified in the LEA's application and services it will provide to each Tier III school. (tied to IMM tool) |
| 6 | 15. Evaluation, monitoring, outcomes: Applicants must demonstrate how they will evaluate the progress in achieving project goals and objectives. Applicants must detail their comprehensive evaluation process and accountability measures. Projects <i>must</i> utilize evaluation measures that directly relate to their stated educational goals and performance indicators. Goals must be stated in the form of SMART (specific, measureable, achievable, realistic, time-bound) goals. Goals will be based on the use of the Ohio Improvement Process (particularly the decision |

| | |
|------------|---------------------------------------------------------------------------------------------------------------------------------------------------------------------------------------------------------------------------------------------------------------------------------------------------------------------------------------------------------------------------------------------------------------------------------------------------------------------------------------------------------------------------------------------------------------------------------------------------------------------------------------------------------------------------------------------------------------------------------------------------------------------------------------------------------------------------------------------------------------------|
| | framework). |
| 6 | 16. Data Collection - Student Achievement: The applicant will need to determine how the selected intervention model will increase student achievement, and then measure the success of the intervention model. Applicants must describe the process used to select the intervention model and how the success of the implementation will be measured. Measures of success must be stated. Measures of success will be linked directly to the indicators of impact stated in the Building Overview page (reading, math, graduation rate, SI strategies, intervention models, etc.). |
| 6 | 17. Budget Narrative: The LEA must include a description of how funds will be used to implement the selected model in each Tier I and Tier II school it commits to serve; conduct LEA-level activities designed to support implementation of the selected school intervention models in the LEA's Tier I and Tier II schools; and support school improvement activities, at the school or LEA level, for each Tier III school identified in the LEA's application. (Applicants must show how these funds will be spent. The application should include an explanation for each expenditure, its source if part of the match and how each expenditure aligns with project goals in an efficient and effective manner.) Applicants will follow all current Ohio Department of Education fiscal procedures as outlined in the CCIP Project Cash Request (PCR) process. |
| Not scored | 18. Grant Availability: The LEA must project how funds will be used during the period of availability of grant funding. Budget amounts must be given for Year 1 (FY 11), Year 2 (FY 12) and Year 3 (FY 13). |
| 6 | 19. Project Summary: Applicants will provide a brief summary of the project. Applicants must provide an overview of the proposed project, including a description of the following: <ul style="list-style-type: none"> • The audience (who the project will directly impact); • The educational goals/need (what the project strives to ultimately accomplish); and • The activities (how the project will be carried out). The summary should be written so that readers, including peer reviewers, will understand the overall concept of the application. |
| Not scored | 20. Waiver section: LEA must complete all applicable waivers: <ul style="list-style-type: none"> ✓ Extending the period of availability of school improvement funds. <div style="border: 1px solid black; padding: 5px; margin: 10px 0;"> <p>Note: Ohio has requested and received a waiver of the period of availability of school improvement funds, that waiver automatically applies to all LEAs in the State.</p> </div> <ul style="list-style-type: none"> ✓ "Starting over" in the school improvement timeline for Tier I and Tier II Title I participating schools implementing a turnaround or restart model. ✓ Implementing a schoolwide program in a Tier I or Tier II Title I participating school that does not meet the 40 percent poverty eligibility threshold. |

Appendix I – Stakeholder Involvement Meeting Agendas and Minutes

**Ohio Committee of Practitioners Minutes
December 3-4, 2009**

Members Attendees:

Lillian Acker, Paula Beha, ,Suzanne Darmer, Lisa Dickenson, Rick Dillman, Mike Geib, Larry Hickman, Scott Hummel , Ida Jones, Teresa Kucsma, Carol Padden, Gregory Towns

Members Absentees:

Mary Binegar, Barbara Bungard, Gregory Bernhardt, Ray Cook, Nancy Florence, Joyce Galbraith, Eileen Litchfield, Barbara Nourse, Judy Wahrman

Thursday, December 3, 2009

Called to Order:

Vice-Chair: Scott Hummel

Meeting called to order at 3:30 PM on Thursday, December 4, 2009.

Lillian Acker, ELL and Spanish Teacher at Gahanna Lincoln High School, and Larry Hickman, Career-Technology Executive Director at the Tri-River JVSD, were introduced to the committee as new members. Lillian was nominated by the Office of Literacy. Larry was nominated by the Office for Career-Technical Education.

Bob Mengerink was announced as a new member/representative nominated by the Buckeye Association of School Administrators (BASA). His will be in attendance at next committee meeting.

Approval of Minutes:

Minutes from the September 30-October 1, 2009 meeting were accepted as presented.

Approval of Agenda:

The agenda was approved as presented.

Ohio Teacher Incentive Fund

Staff: Maureen Yoder

Handouts: Ohio Teacher Incentive Fund booklet, Ohio TIF PPT

Maureen Yoder presented to the committee an overview of the Ohio Teacher Incentive Fund, giving a detailed past of the program. Maureen discussed the upcoming Teacher Incentive

Fund grant, which will be made available from the U.S. Department of Education in 2010. It was suggested that the committee could

The State Advisory Panel for Exceptional Children

Staff: Kathy Shelby

Handouts: None

Kathy Shelby presented to the committee an overview of another advisory council, the State Advisory Panel for Exceptional Children. A discussion of the similarities between the two committees prompted a request to investigate a possibly joint-appointment between a member of the State Advisory Panel who could serve on the Committee of Practitioners.

H.B. 1 Standards Alignment and Race to the Top (RTTT)

Staff: Dr. Stan Heffner

Handouts: Academic Content Standards Revision Proposed High School Social Studies Course Syllabi; Proposed Strand Framework; Stakeholder Involvement in the Standards Process; Content Standards (Organization by Grade Level); Student Practices in Reading, Writing, and Speaking and Listening

Stan Heffner presented to the committee an overview of the work currently underway to develop and implement a new set of academic content standards and described the impact the new standards will have with Race to the Top. The committee suggested that Stan be asked to come back and provide an update to the committee on the status of the standards development.

Dr. Cynthia Lemmerman and Stephanie Gerber discussed the School Improvement grant with the committee and provided committee members a copy of the state applications for review prior to a full discussion on the second day of the meeting.

Vice-Chair Scott Hummel recessed the CoP meeting at 7:20 pm.

Friday, December 4, 2009

Called to Order:

Member: Suzanne Darmer

Suzanne Darmer assumed the role of meeting chair. Meeting and reconvened the meeting at 8:00 AM on Friday, December 4, 2009.

Report of the Chair:

The committee further discussed the possibility of expanding committee membership to include other stakeholder groups. A request to further discuss this topic will be added to the agenda of the next committee meeting.

Legislative Update-SFS

Staff: Jeremy Marks

Handouts: SFSF Phase II Overview and ODE Action Plan memo

Jeremy Marks provided an overview of the State Fiscal Stabilization Fund (SFSF) and the implementation plan for Phase II. Monitoring and reporting were discussed with the committee, which provided feedback on experiences members have had with the data collection. The committee discussed the Race to the Top application that ODE is currently preparing.

School Improvement Grant

Staff: Dr. Cynthia Lemmerman and Stephanie Gerber

Handouts: School Improvement Grant Application

The requirements of the School Improvement Grant (SIG) were discussed at length by the committee. Dr. Lemmerman and Stephanie Gerber provided a timeline for submission of the SIG to the U.S. Department of Education. The committee requested to review the application during the next committee meeting.

The committee broke into smaller groups to discuss the application and provided feedback to ODE on the requirements.

SES Quality of Services and Parent Survey update

Staff: Deborah Shirley

Handouts: None

As a follow-up to a discussion at the last committee meeting, Debra Shirley presented to the committee an update on the Quality of Services (QoS) implementation plan for FY10. Information from the recent QoS rater training was shared as well as the requests of the Parent Survey pilot.

Upcoming Issues; Plus/Delta

Suzanne Darmer

Extend an invitation to Jennifer Vargo to provide the committee an update on the Parental Advisory Council; invite Stan Heffner to discuss changes in the process of updating the state

Standards; Invite Dan Fleck to report to the committee on the status of the Title III Accountability updates submitted to the U.S. Department of Education; Invite Deb Telfer to discuss updates with the Ohio Improvement Process and the Ohio Leadership Advisory Council.

Adjourn

Suzanne Darmer

The meeting was adjourned at 12:30 PM on Friday, December 4, 2009.

School Improvement Grant 1003(g)
 Engaging Stakeholders Meeting
 January 11, 2010
 1:00-3:30 PM

Welcome and Introductions Cynthia Lemmerman

Grant Overview Stephanie Gerber and Kathy Harper

- Background of School Improvement Grants
- Engagement of all stakeholders in the planning and implementation processes is paramount
- All involvement and implementation is contingent upon SIG (g) funding
- Requirements of the School Improvement Grant (hand-out showing how schools are categorized as Tier I, II, III and implications of those categories)
- Successful implementation is dependent upon involvement of stakeholders

Discussion

1. How can we implement the schools' reform plans using School Improvement Grant funds in the best interest of students?

- Integration is key, not an add-on, to the OIP process
- Partnership agreement in CCIP
- Needs assessment
- IMM tool
- If schools are reluctant to apply, the School Improvement status may help persuade them in seeing the necessity and benefit to meet the requirements of NCLB; SST encouragement in the application process is helpful
- Family, School, Community Partnerships - OIP

2. What will lead to the successful implementation of the SIG's?

- Building Leader Teams' involvement
- District Leader Teams' involvement
- OIP Process integration
- Sharing best practices (particularly in technical support meetings, ODE website)
- Professional development for the schools
- Focus on family and civic engagement
- Support for implementation of requirements of HB1 (such as engagement of family)
- Provide links to resources

3. What merits/ strengths lie in the awarding and implementation of the SIG's?

- Systems established
- Planning process that is systemic
- Empowering to the districts to be given resources to implement school improvement

4. What barriers do you see in the process? How can we work to solve these barriers?

- Relationships within some districts may be a possible barrier
 - A new building principal may not have established relationships to get the work done; may need to work with past principal
 - Need to highlight for educators of successful efforts (*see attached articles for some examples*)
 - Conduct a grant recipient orientation emphasizing components of successful practices
- 5. Are there other considerations for all of us as we work through this process?**
- Be aware of district timelines and obligations
 - Sustainability
 - Making sure there is enough available manpower to implement the improvements
- 6. How can we inform the districts?**
- Through the CCIP contacts
 - Through the Federal programs contacts
 - District superintendents
- 7. What help do you need to write and apply for the SIG?**
- Reviewed the competitive grant process; need to provide support to districts as they write the grants
- 8. Parties present agreed to commit to supporting the School Improvement Grant Initiative**

| | |
|-------------------------------------------------------------------------------------------------------------------------------------------------------------------------------|-------------------------------------------------------------------------------------------------------------------------------------------------------------------------------------------------------------------------------------------------|
| Chris Brooks Reynoldsburg High School Assistant Principal 614-501-4042 cbrooks@reyn.org | Barbara Boone Family and Civic Engagement Consultant 614-866-8958 barbaraboone@insight.rr.com |
| Demetrice Davis Ohio Education Association Education Reform Consultant 614-227-3180 davisdem@ohea.org | Ronnie McGuire Liaison 614-371-9295; 614-876-7127 Ronmcguire07@gmail.com |
| Joyce Beatty The Ohio State University Senior Vice President 614-247-7795 Beatty.142@osu.edu | Cynthia Lemmerman Ohio Department of Education- Center of School Improvement Associate Superintendent 614-466-5834; 419-619-1704 (cell) Cynthia.lemmerman@ode.state.oh.us |
| Dee Delaney The Ohio State University Office of Superintendent Outreach and Engagement 614-292-0744 Delaney.91@osu.edu | Toycee Hogue-Palmer The Ohio State University Office of Continuing Education 614-688-4174 Hague-palmer.1@osu.edu |
| Margaret MacLearie Ohio Department of Education Regional Manager, Office of Field Relations | Dawn Tyler-Lee The Ohio State University Office of Outreach and Engagement |

| | |
|------------------------------------------------------------------------------------------------------------------------------------------------------------------------------------------|------------------------------------------------------------------------------------------------------------------------------------------------------------------------------------|
| 614-466-0432 Margaret.maclearie@ode.state.oh.us | 614-247-8037 Tyler-lee@osu.edu |
| Bill Loadman The Ohio State University Education Policy and Leadership; ODE consultant 614-292-8055 Loadman.1@osu.edu | Stephanie Gerber Ohio Department of Education Director, Office of Federal Programs Stephanie.gerber@ode.state.oh.us |
| Kathy Harper Ohio Department of Education Consultant, Office of Federal Programs 614-752-1473 Kathy.harper@ode.state.oh.us | |

Next meeting: February 10 at 1:00.

School Improvement 1003 (g) Stakeholder Involvement Meeting

Date: Thursday, January 14, 2010

Time: 1:00 PM

Location: BASA

Attendees/ Participants:

Julie Davis, OAESA
Jim Harbuck, OASSA
Ted Zigler, OASSA
Bob Reece, OSU
Don Washburn, Field Liaison
Deborah Telfer, ODE
Janet Schilk, ODE
Cynthia Lemmerman, ODE
Kathe Shelby, ODE
Kathy Harper, ODE
Stephanie Gerber, ODE

Discussion:

1. Information about the School Improvement Grant 1003 (g): Tier I, II, III and requirements of the SIG
2. Communication and Support Ideas:
 - a. Regional meetings to inform school administrators
 - b. Communicate to schools about schools that are using cohesive processes to improve student achievement
 - c. Benefits of the SIG
 - d. Illuminate sessions involving all stakeholders, explaining the intervention models
 - e. Conference calls where districts may call-in; involve OAESA and OASSA in the conference call
 - f. Demonstrate to districts and administrators how the SIG supports and is integrated into current work
 - g. Need to communicate to superintendents
 - h. Supply FAQ's for the OAESA and OASSA websites
 - i. If there are publications, send by e-mail for publication by Feb. 4.
 - j. Later- please have a communiqué of all grants available, due dates, contact information, etc.